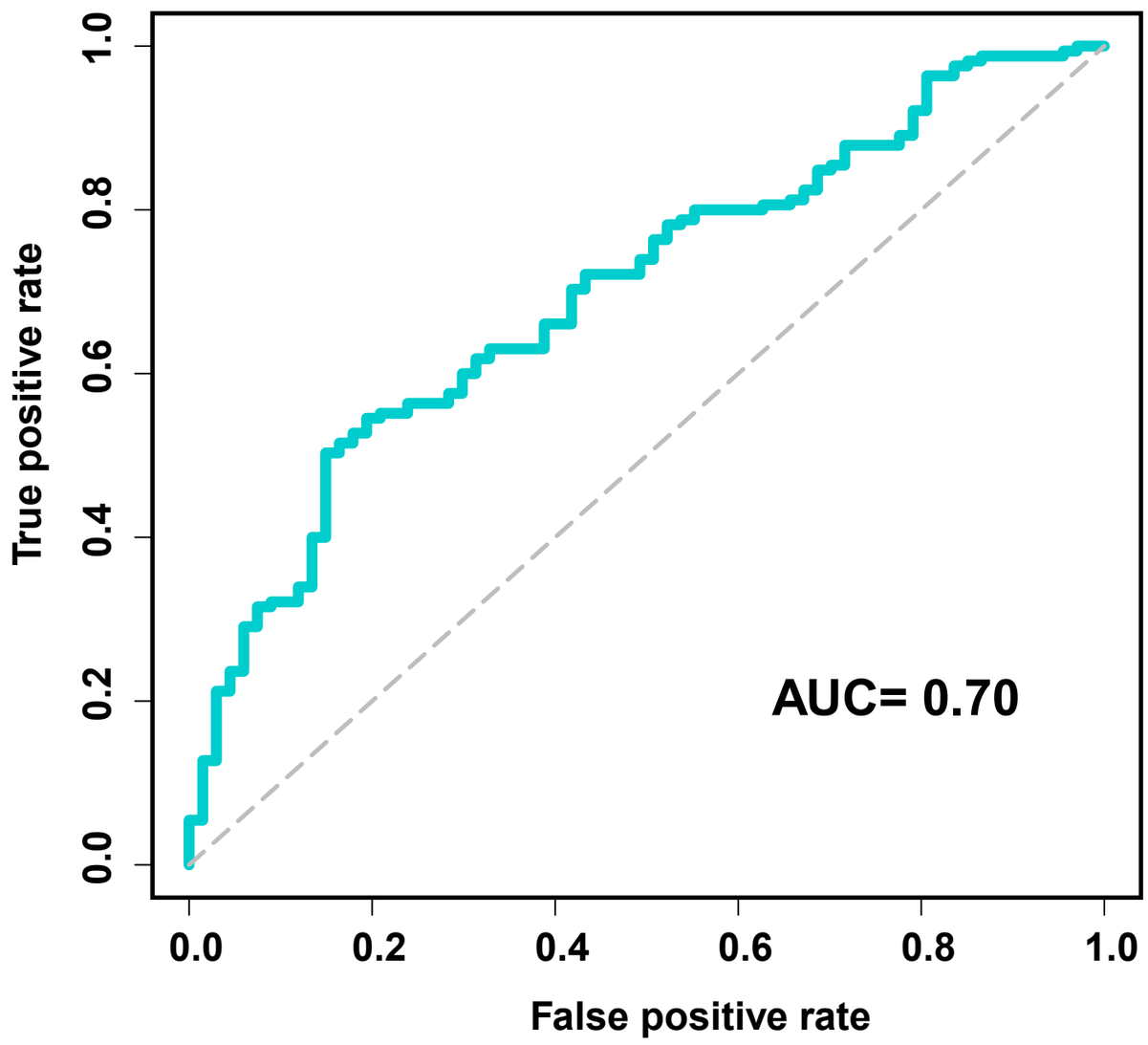
a
True positive rate
False positive rate
AUC= 0.70
0.0
0.2
0.4
0.6
0.8
1.0

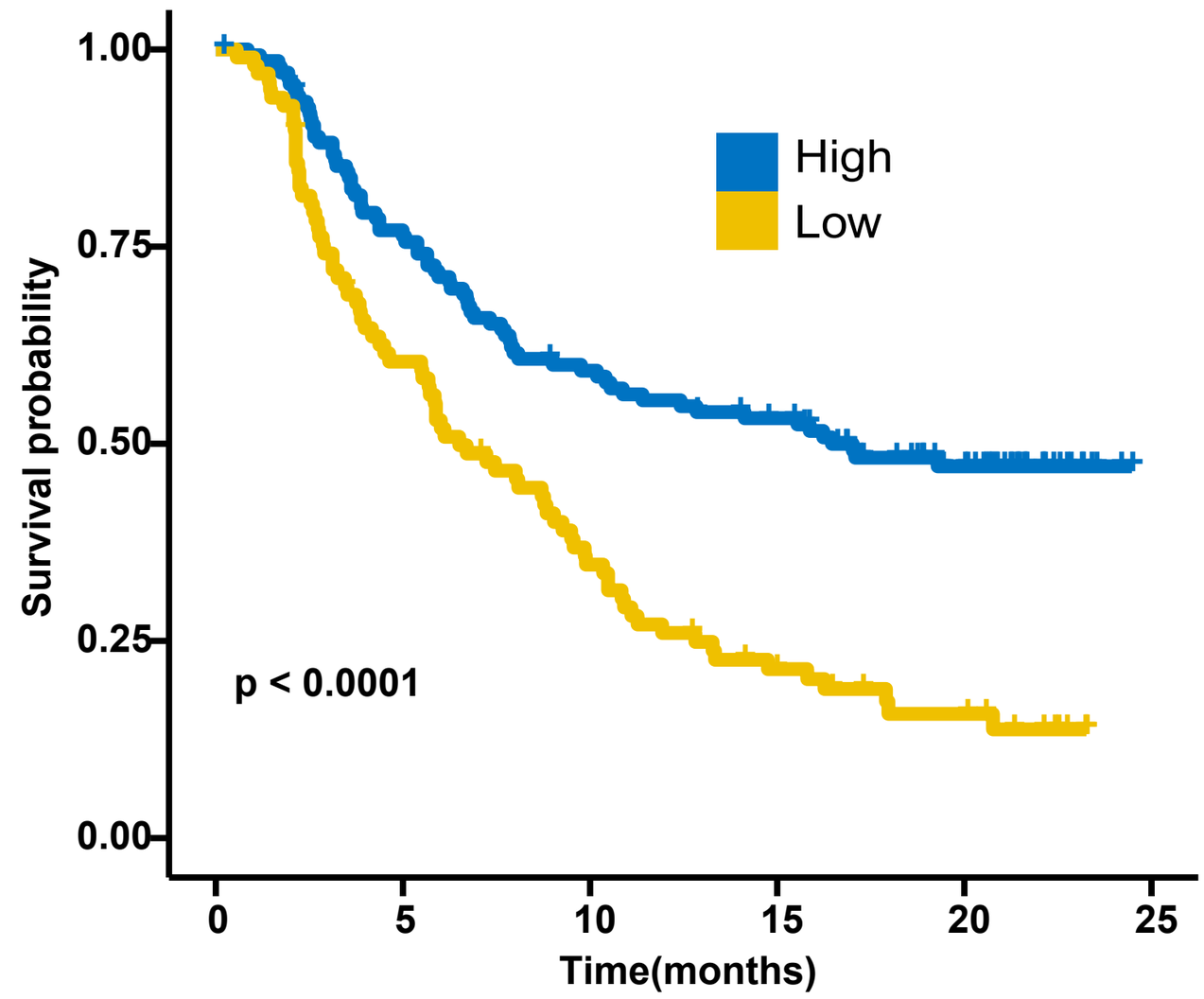
b
Survival probability
Time(months)
High
Low
p < 0.0001
1.00
0.75
0.50
0.25
0.00
0
5
10
15
20
25

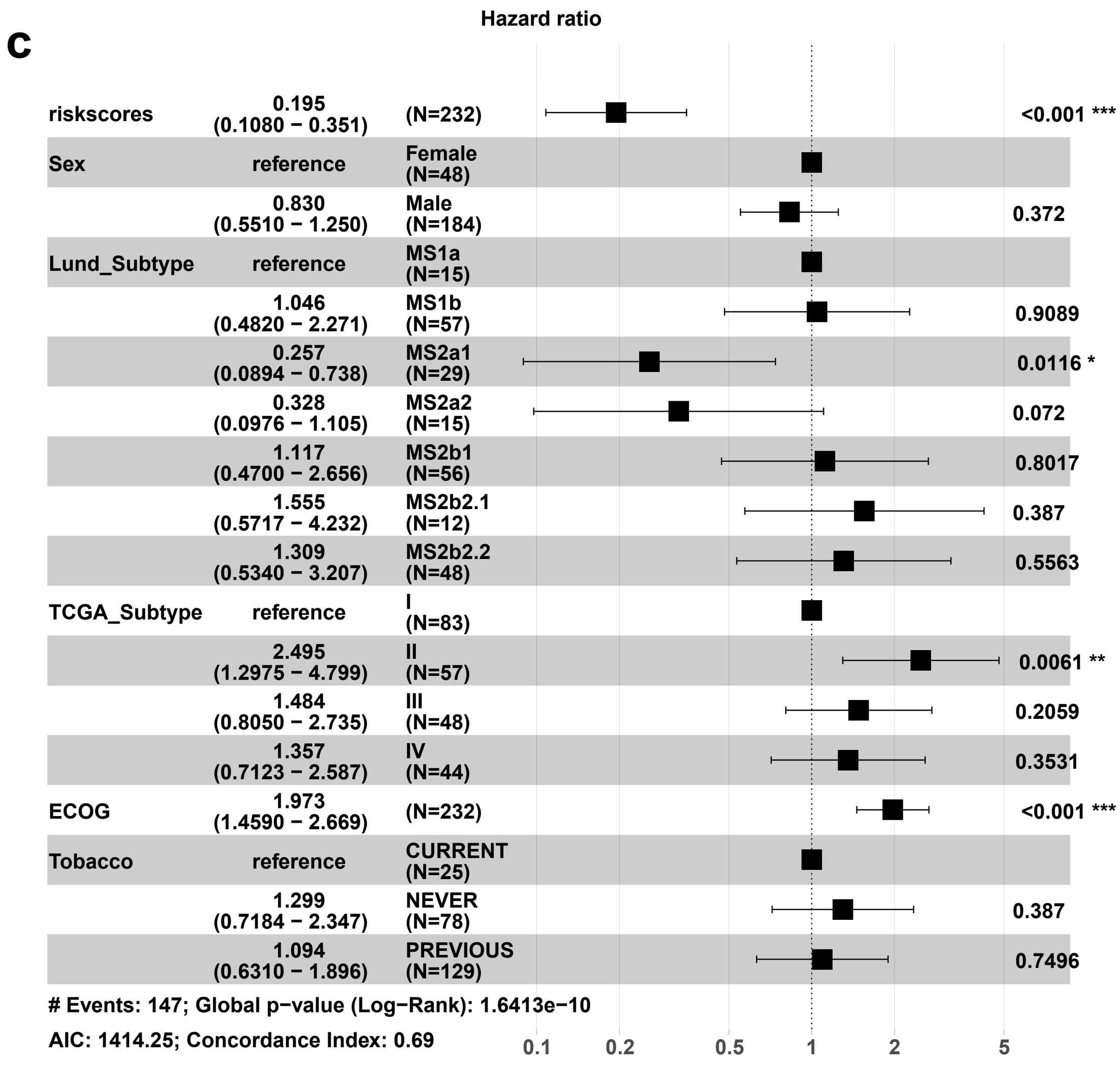
c
Hazard ratio
riskscores 0.195 (0.1080 − 0.351) (N=232) <0.001 ***
Sex reference Female (N=48)
0.830 (0.5510 − 1.250) Male (N=184) 0.372
Lund_Subtype reference MS1a (N=15)
1.046 (0.4820 − 2.271) MS1b (N=57) 0.9089
0.257 (0.0894 − 0.738) MS2a1 (N=29) 0.0116 *
0.328 (0.0976 − 1.105) MS2a2 (N=15) 0.072
1.117 (0.4700 − 2.656) MS2b1 (N=56) 0.8017
1.555 (0.5717 − 4.232) MS2b2.1 (N=12) 0.387
1.309 (0.5340 − 3.207) MS2b2.2 (N=48) 0.5563
TCGA_Subtype reference I (N=83)
2.495 (1.2975 − 4.799) II (N=57) 0.0061 **
1.484 (0.8050 − 2.735) III (N=48) 0.2059
1.357 (0.7123 − 2.587) IV (N=44) 0.3531
ECOG 1.973 (1.4590 − 2.669) (N=232) <0.001 ***
Tobacco reference CURRENT (N=25)
1.299 (0.7184 − 2.347) NEVER (N=78) 0.387
1.094 (0.6310 − 1.896) PREVIOUS (N=129) 0.7496
Events: 147; Global p−value (Log−Rank): 1.6413e−10
AIC: 1414.25; Concordance Index: 0.69
0.1
0.2
0.5
1
2
5