


Appendix Figure 1: Type of traffic sign installed.



- 1) Warning for a railroad crossing with 1 railway (driver must treat the crossbuck as a yield sign)



- 2) Railroad crossing without barriers.



- 3) Stop and give way.



- 4) Begin speed limit 30km/h.



- 5) Warning for a railroad crossing without barriers.



- 6) Warning for a railroad crossing with barriers.



7) Railway crossing on side road



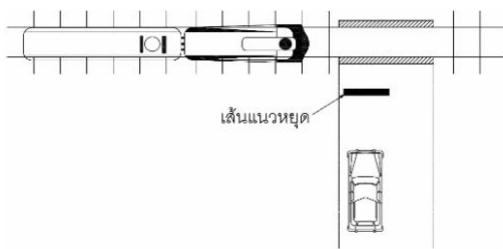
8) Stop and give way ahead.



9) No overtaking zone.



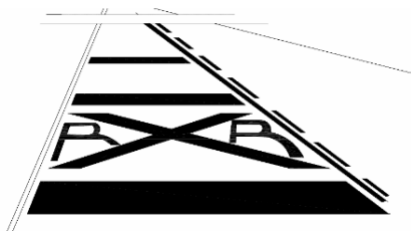
10) Hazard marker sign




11) Stop line.



12) Pavement marking: Stop, drive at slow speed, slow down.



13) RXR pavement marking (warn that a railway crossing is ahead)



14) Traverse rumble strips.