

*Supplementary Material*

for

**Survival of the Greenest:  
Environmental Sustainability and Longevity of Organizations**

**Table S1a***U.S. Companies Included in Sample 1*

<b>Company name<sup>†</sup></b>	<b>Fortune 2018 rank<sup>‡</sup></b>
3M	97
Abbott Laboratories	111
AbbVie	110
ABM Industries	498
Activision Blizzard	401
Adobe	389
Advance Auto Parts	317
AECOM	164
AES	214
Aetna	49
Aflac	137
AGCO	347
AIG	60
Air Products & Chemicals	345
AK Steel Holding	461
Alaska Air Group	355
Albertsons	53
Alcoa	262
Alleghany	437
Allstate	79
Ally Financial	299
Alphabet	22
Altria Group	154
A-Mark Precious Metals	404
Amazon	8
Ameren	453
American Airlines Group	71
American Axle & Manufacturing	449
American Electric Power	185
American Express	86
American Family Insurance Group	311
American Financial Group	413
American Tower	419
Ameriprise Financial	252
Amgen	130
Amphenol	403

<b>Company name<sup>†</sup></b>	<b>Fortune 2018 rank<sup>‡</sup></b>
AmTrust Financial Services	469
Anadarko Petroleum	257
Andeavor	90
Anixter International	357
Anywhere Real Estate	458
APA	438
Apple	4
Applied Materials	201
Aramark	200
Archer Daniels Midland	48
Arrow Electronics	113
Arthur J. Gallagher	454
Asbury Automotive Group	434
Assurant	440
AT&T	9
Autoliv	289
Automatic Data Processing	243
AutoNation	138
Auto-Owners Insurance	375
AutoZone	278
Avery Dennison	427
Avis Budget Group	333
Avnet	128
Avon Products	485
Ball	277
Bank of America	24
Bank of New York Mellon	175
Bath & Body Works	231
Baxter International	283
Becton Dickinson	251
Bed Bath & Beyond	248
Berkshire Hathaway	3
Berry Global Group	399
Best Buy	72
Biogen	245
BlackRock	237
Blackstone	398
Boeing	27
Booking Holdings	229
Booz Allen Hamilton Holding	482

<b>Company name<sup>†</sup></b>	<b>Fortune 2018 rank<sup>‡</sup></b>
BorgWarner	301
Boston Scientific	328
Bread Financial Holdings	365
Bristol-Myers Squibb	145
Builders FirstSource	400
Burlington Stores	459
C.H. Robinson Worldwide	193
Calpine	336
Campbell Soup	358
Capital One Financial	101
Cardinal Health	14
CarMax	174
Casey's General Stores	425
Caterpillar	65
CBRE Group	207
CDW	189
Celanese	455
Celgene	224
Cencora	12
Centene	61
CenterPoint Energy	308
Charles Schwab	330
Charter Communications	74
Chemours	451
Cheniere Energy	489
Chevron	13
CHS	96
Cigna	73
Cincinnati Financial	484
Cintas	500
Cisco	62
Citigroup	32
Citizens Financial Group	435
Clorox	468
CMS Energy	429
Coca-Cola	87
Cognizant Technology Solutions	195
Colgate-Palmolive	184
Comcast	33
Community Health Systems	160

<b>Company name<sup>†</sup></b>	<b>Fortune 2018 rank<sup>‡</sup></b>
Conagra Brands	321
Conduent	466
ConocoPhillips	95
Consolidated Edison	255
Constellation Brands	386
Core-Mark Holding	247
Corning	293
Costco Wholesale	15
Coty	371
Crown Holdings	338
CSX	265
Cummins	149
CVS Health	7
D.R. Horton	211
Dana	393
Danaher	162
Darden Restaurants	396
DaVita	179
DCP Midstream	344
Dean Foods	362
Deere	102
Delek US Holdings	384
Dell Technologies	35
Delta Air Lines	75
Devon Energy	213
Dick's Sporting Goods	340
Dillard's	439
Discover Financial Services	263
DISH Network	203
Dollar General	123
Dollar Tree	134
Dominion Energy	233
Dover	360
DTE Energy	232
Duke Energy	125
DuPont	47
DXC Technology	374
Eastman Chemical	310
eBay	309
Ecolab	215

<b>Company name<sup>†</sup></b>	<b>Fortune 2018 rank<sup>‡</sup></b>
Edison International	244
Edward Jones	376
Elevance Health	29
Eli Lilly	129
EMCOR Group	368
Emerson Electric	178
Energy Transfer	64
Entergy	274
Enterprise Products Partners	105
Envision Healthcare	198
EOG Resources	270
Erie Insurance Group	378
Estée Lauder	258
Eversource Energy	364
Exelon	92
Expand Energy	314
Expedia Group	295
Expeditors Intl. of Washington	408
Express Scripts Holding	25
Exxon Mobil	2
Fannie Mae	21
Farmers Insurance Exchange	253
FedEx	50
Fidelity National Financial	302
Fidelity National Information Services	326
Fifth Third Bancorp	366
First American Financial	483
First Data	254
FirstEnergy	219
Fiserv	487
Fluor	153
Foot Locker	363
Ford Motor	11
Fortive	420
Franklin Resources	441
Freddie Mac	38
Freeport-McMoRan	176
Frontier Communications	325
GameStop	322
Gap	181

<b>Company name<sup>†</sup></b>	<b>Fortune 2018 rank<sup>‡</sup></b>
General Dynamics	99
General Electric	18
General Mills	182
General Motors	10
Genuine Parts	177
Genworth Financial	348
Gilead Sciences	116
Global Partners	331
Goldman Sachs Group	70
Goodyear Tire & Rubber	187
Grainger	287
Graybar Electric	426
Group 1 Automotive	273
Guardian Life Ins. Co. of America	239
Halliburton	146
Hanesbrands	433
Harley-Davidson	488
Hartford Financial Services Group	156
HCA Healthcare	63
HD Supply Holdings	430
Henry Schein	238
Hershey	379
Hertz Global Holdings	335
Hewlett Packard Enterprise	107
HF Sinclair	206
Hilton Worldwide Holdings	324
Home Depot	23
Honeywell International	77
Hormel Foods	323
Howmet Aerospace	225
HP	58
Humana	56
Huntington Ingalls Industries	381
Huntsman	282
IBM	34
Icahn Enterprises	136
iHeartMedia	452
Illinois Tool Works	204
Ingredion	478
Insight Enterprises	417

<b>Company name<sup>†</sup></b>	<b>Fortune 2018 rank<sup>‡</sup></b>
Intel	46
Intercontinental Exchange	477
International Paper	124
Interpublic Group	359
INTL FCStone	103
IQVIA Holdings	304
J.B. Hunt Transport Services	395
J.C. Penney	235
J.M. Smucker	383
Jabil	159
Jacobs Solutions	297
Jefferies Financial Group	241
JetBlue Airways	402
Johnson & Johnson	37
Jones Lang LaSalle	356
JPMorgan Chase	20
Kellanova	226
Keurig Dr Pepper	418
KeyCorp	412
Kimberly-Clark	163
Kinder Morgan	218
Kindred Healthcare	416
KKR	470
Kohl's	157
Kraft Heinz	114
Kroger	17
L3 Technologies	276
L3Harris Technologies	407
Labcorp Holdings	286
Lam Research	354
Land O'Lakes	216
Las Vegas Sands	227
Lear	148
Leidos Holdings	292
Lennar	230
Liberty Media	377
Liberty Mutual Insurance Group	68
LifePoint Health	390
Lincoln National	205
Linde	264



<b>Company name<sup>†</sup></b>	<b>Fortune 2018 rank<sup>‡</sup></b>
Lithia Motors	294
Live Nation Entertainment	290
LKQ	300
Lockheed Martin	59
Loews	217
Lowe's	40
Lumen Technologies	166
M&T Bank	467
Macy's	120
Magellan Health	475
Mahwah Bergen Retail Group	423
ManpowerGroup	143
Marathon Petroleum	41
Markel Group	464
Marriott International	127
Marsh & McLennan	212
Masco	373
Massachusetts Mutual Life Insurance	93
MasTec	428
Mastercard	236
McDonald's	131
McKesson	6
Merck	78
Meta Platforms	76
MetLife	43
MGM Resorts International	280
Micron Technology	150
Microsoft	30
Mohawk Industries	315
Molina Healthcare	152
Molson Coors Beverage	275
Mondelez International	117
Monsanto	199
Morgan Stanley	67
Mosaic	382
Motorola Solutions	443
Murphy USA	279
Mutual of Omaha	337
Nationwide	66
Navistar International	342

<b>Company name<sup>†</sup></b>	<b>Fortune 2018 rank<sup>‡</sup></b>
NCR Voyix	432
NetApp	495
Netflix	261
New York Life Insurance	69
Newell Brands	196
Newmont	385
News Corp.	350
NextEra Energy	167
NGL Energy Partners	223
Nike	89
Nordstrom	183
Norfolk Southern	284
Northern Trust	486
Northrop Grumman	118
Northwestern Mutual	104
NOV	388
NRG Energy	269
Nucor	151
Nvidia	306
NVR	444
Occidental Petroleum	220
ODP	281
O-I Glass	410
Old Republic International	450
Olin	448
Omnicom Group	188
ON Semiconductor	492
Oneok	249
Oracle	82
O'Reilly Automotive	329
Oshkosh	414
Owens & Minor	318
Owens Corning	442
Paccar	155
Pacific Life	313
Packaging Corp. of America	436
Paramount Global	197
Parker-Hannifin	256
Patterson	490
PayPal Holdings	222

<b>Company name<sup>†</sup></b>	<b>Fortune 2018 rank<sup>‡</sup></b>
PBF Energy	135
Peabody Energy	491
Penske Automotive Group	139
PepsiCo	45
Performance Food Group	171
Peter Kiewit Sons'	339
Pfizer	57
PG&E	168
Philip Morris International	108
Phillips 66	28
Pioneer Natural Resources	497
Plains GP Holdings	115
PNC Financial Services Group	165
Polaris	496
PPG Industries	191
PPL	380
Principal Financial	210
Procter & Gamble	42
Prudential Financial	52
Public Service Enterprise Group	327
Publix Super Markets	88
PulteGroup	341
PVH	332
Qualcomm	133
Quanta Services	316
Quest Diagnostics	367
Qurate Retail	288
R.R. Donnelley & Sons	406
Ralph Lauren	421
Raymond James Financial	431
Regeneron Pharmaceuticals	473
Regions Financial	460
Reinsurance Group of America	234
Reliance	305
Republic Services	296
Rite Aid	94
Rockwell Automation	445
Rockwell Collins	415
Ross Stores	209
RTX	119

<b>Company name<sup>†</sup></b>	<b>Fortune 2018 rank<sup>‡</sup></b>
Ryder System	387
S&P Global	463
Salesforce	285
Sanmina	411
Seaboard	481
Sealed Air	456
Sears Holdings	172
Securian Financial Group	462
Sempra	271
Sherwin-Williams	190
Simon Property Group	493
Sonic Automotive	298
Southern Company	126
Southwest Airlines	142
SpartanNash	351
Spectrum Brands Holdings	422
Spirit AeroSystems Holdings	405
Stanley Black & Decker	228
Starbucks	132
State Farm Insurance	36
State Street	259
Steel Dynamics	312
Stryker	240
SunTrust Banks	303
Supervalu	180
Synchrony	173
Sysco	54
Targa Resources	334
Target	39
TD Synnex	169
Tech Data	83
Tenet Healthcare	147
Tenneco	320
Tesla	260
Texas Instruments	192
Textron	208
The Progressive Corporation	112
Thermo Fisher Scientific	144
Thor Industries	392
Thrivent Financial for Lutherans	343

<b>Company name<sup>†</sup></b>	<b>Fortune 2018 rank<sup>‡</sup></b>
TIAA	84
Time Warner	98
TJX	85
Toll Brothers	480
Toys "R" Us	272
Tractor Supply	391
Travel + Leisure	479
TravelCenters of America	465
Travelers	106
TreeHouse Foods	446
Truist Financial	250
Twenty-First Century Fox	109
Tyson Foods	80
U.S. Bancorp	122
UGI	457
Ulta Beauty	471
Union Pacific	141
United Airlines Holdings	81
United Natural Foods	319
United Parcel Service	44
United Rentals	424
United States Steel	246
United Technologies	51
UnitedHealth Group	5
Univar Solutions	349
Universal Health Services	268
Unum Group	267
US Foods Holding	121
USAA	100
Valero Energy	31
Veritiv	346
Verizon Communications	16
VF	242
Viacom	221
Visa	161
Vistra	499
Voya Financial	307
W.R. Berkley	369
Walgreens Boots Alliance	19
Walmart	1

<b>Company name<sup>†</sup></b>	<b>Fortune 2018 rank<sup>‡</sup></b>
Walt Disney	55
Warner Bros. Discovery	409
Waste Management	202
WEC Energy Group	372
WellCare Health Plans	170
Wells Fargo	26
WESCO International	370
Western & Southern Financial Group	476
Western Digital	158
Western Union	494
Westlake	352
WestRock	194
Weyerhaeuser	394
Whirlpool	140
Williams	353
Windstream Holdings II	474
World Kinect	91
Wynn Resorts	447
Xcel Energy	266
Xerox Holdings	291
XPO	186
Yum Brands	472
Yum China Holdings	397
Zimmer Biomet Holdings	361

*Note.* <sup>†</sup> = Company names reflect current (2024) company names. <sup>‡</sup> = based on prior year total revenue.

**Table S1b***European, MENA, and Asian Companies Included in Sample 2*

Company name	Country
<u>Europe</u>	
Andritz	Austria
Bawag Group	Austria
Buwog	Austria
CA Immo	Austria
Erste Group Bank	Austria
Flughafen Wien	Austria
Immofinanz	Austria
Lenzing	Austria
OMV Group	Austria
Osterreichische Post	Austria
Raiffeisen Bank International	Austria
Rhi Magnesita	Austria
Schoeller-Bleckmann Oilfield Equipment	Austria
STRABAG	Austria
Telekom Austria	Austria
Uniq	Austria
Verbund	Austria
Vienna Insurance Group	Austria
Voestalpine	Austria
Wienerberger	Austria
Zumtobel Group	Austria
Ackermans & Van Haaren NV	Belgium
Ageas	Belgium
Anheuser-Busch InBev	Belgium
Cofinimmo SA	Belgium
Colruyt	Belgium
Dexia	Belgium
D'ieren SA	Belgium
Elia System Operator SA	Belgium
Financiere De Tubize	Belgium
Galapagos NV	Belgium
Groupe Bruxelles Lambert SA	Belgium
KBC Ancora	Belgium
KBC Group	Belgium
Proximus	Belgium

Company name	Country
Sofina Societe Anonyme	Belgium
Solvay	Belgium
Telenet Group Holding NV	Belgium
UCB	Belgium
Umicore	Belgium
Wabco Holdings	Belgium
Warehouses DE PAUW	Belgium
Bank of Cyprus Holdings Public Company	Cyprus
Castor Maritime	Cyprus
Global Ports Investments	Cyprus
Global Trans Investment	Cyprus
Headhunter Group	Cyprus
Petrolia SE	Cyprus
Polymetal International	Cyprus
Primecity Investment	Cyprus
QIWI	Cyprus
Ros Argo	Cyprus
S.D. Standard Drilling	Cyprus
Seabird Exploration	Cyprus
Tharisa	Cyprus
UC Rusal	Cyprus
Avast	Czech Republic
CEZ Group	Czech Republic
Kofola Ceskoslovensko	Czech Republic
Komercni Banka	Czech Republic
Moneta Money Bank	Czech Republic
O2 Czech Group	Czech Republic
Pfnonwovens	Czech Republic
Phillip Morris CR	Czech Republic
Ascendis Pharma A/S	Denmark
Carlsberg	Denmark
CHR. Hansen Holding A/S	Denmark
Coloplast	Denmark
Danske Bank	Denmark
Demant A/S	Denmark
DSV	Denmark
Genmab A/S	Denmark
GN Store Nord A/S	Denmark
H Lundbeck	Denmark
ISS	Denmark



---

<b>Company name</b>	<b>Country</b>
Jyske Bank	Denmark
Kobenhavns Lufthavne A/S	Denmark
Muller-Maersk	Denmark
NKT	Denmark
Novo Nordisk	Denmark
Novozymes	Denmark
Orsted	Denmark
Pandora	Denmark
Rockwool International A/S	Denmark
Simcorp A/S	Denmark
Tryg A/S	Denmark
Vestas Wind Systems	Denmark
DNA OYJ	Finland
Elisa OYJ	Finland
Fortum	Finland
Huhtamaki OYJ	Finland
Kesko	Finland
Kojamo OYJ	Finland
Kone	Finland
Metsa OYJ	Finland
Metso Corporation	Finland
Neste Oil	Finland
Nokia	Finland
Nokian Renkaat OYJ	Finland
Nordea Bank	Finland
Orion OYJ	Finland
Sampo	Finland
Stora Enso	Finland
Tietoevry OYJ	Finland
UPM-Kymmene	Finland
Valmet OYJ	Finland
Warstila	Finland
Accor	France
Aeroports de Paris	France
Air France-KLM	France
Air Liquide	France
Alstom	France
Arkema	France
ATOS	France
AXA Group	France

---

<b>Company name</b>	<b>Country</b>
BNP Paribas	France
Bouygues	France
Bureau Veritas Registre International de Classific	France
Capgemini	France
Carrefour	France
Christian Dior	France
CNP Assurances	France
Credit Agricole	France
Danone	France
Dassault Aviation	France
Dassault Systemes	France
EDF	France
Eiffage	France
ENGIE	France
Essilor International	France
Financiere de l'Odet	France
Finatis	France
Foncière Paris France	France
Gecina	France
Hermès International	France
Iliad	France
Kering	France
Klepierre	France
Legrand	France
L'Oréal Group	France
Michelin Group	France
Natixis	France
Orange	France
Pernod Ricard	France
Peugeot	France
Publicis Groupe	France
Renault	France
Rexel	France
Safran	France
Saint-Gobain	France
Sanofi	France
Schneider Electric	France
Scor	France
SEB SA	France
Société Générale	France

---

<b>Company name</b>	<b>Country</b>
Sodexo	France
Thales	France
Total	France
Unibail-Rodamco	France
Valeo	France
Veolia Environnement	France
VINCI	France
Vivendi	France
Wendel	France
Aareal Bank	Germany
Adidas	Germany
Allianz	Germany
Aurubis	Germany
BASF	Germany
Bayer	Germany
BayWa	Germany
Beiersdorf	Germany
BMW Group	Germany
Brenntag	Germany
Ceconomy	Germany
Commerzbank	Germany
Continental	Germany
Covestro	Germany
Daimler	Germany
Deutsche Bank	Germany
Deutsche Boerse	Germany
Deutsche Lufthansa	Germany
Deutsche Pfandbriefbank	Germany
Deutsche Post	Germany
Deutsche Telekom	Germany
Deutsche Wohnen	Germany
E.ON	Germany
EnBW-Energie Baden	Germany
Evonik	Germany
Fresenius	Germany
HeidelbergCement	Germany
Hella Kgaa Hueck &	Germany
Henkel	Germany
Infineon Technologies	Germany
KION Group	Germany

Company name	Country
Lanxess	Germany
LEG Immobilien AG	Germany
Linde	Germany
Merck	Germany
Metro Group	Germany
MTU Aero Engines AG	Germany
Munich Re	Germany
Nuernberger Beteiligungs	Germany
Porsche Automobil Holding	Germany
RWE Group	Germany
SAP	Germany
Schaeffler	Germany
Siemens	Germany
Talanx	Germany
ThyssenKrupp Group	Germany
TUI	Germany
Uniper	Germany
United Internet	Germany
Volkswagen Group	Germany
Vonovia	Germany
Wirecard	Germany
Wuestenrot & Wuerttembergische	Germany
Zalando	Germany
Aegean Airlines	Greece
Alpha Bank	Greece
Bank of Greece	Greece
Eurobank Ergasias	Greece
Eurobank Ergasias	Greece
EYDAP	Greece
Folli Follie	Greece
GEK Terna	Greece
Hellenic Exchanges Group	Greece
Hellenic Petroleum	Greece
Hellenic Petroleum S.A.	Greece
Lamda Development S.A.	Greece
Motor Oil Hellas	Greece
Mytilineos Holdings	Greece
National Bank of Greece	Greece
OPAP	Greece
OTE	Greece

Company name	Country
Piraeus Bank	Greece
Piraeus Port Authority S.A.	Greece
Public Power Corporation	Greece
Terna Energy	Greece
Titan Cement	Greece
4IG NYRT	Hungary
Alteo Energiaszolgaltato	Hungary
Any Biztonsagi Nyomda NYRT	Hungary
Appeninn Vagyonkezele Holding NYRT	Hungary
Budapesti Elektromos Muvek NYRT	Hungary
Budapesti Ingatlan Hasznositasi Es Fejlesztési Nyrt	Hungary
Cig Pannonia Eletbiztosito NYRT	Hungary
Graphisoft Park Se Real Estate Development European Company	Hungary
Magyar Telekom Tavkozlesi	Hungary
MOL Hungarian Oil	Hungary
Opus Global NYRT	Hungary
OTP Bank	Hungary
Pannergy	Hungary
Raba Jarmuipari Holding NYRT	Hungary
Richter Gedeon Vegyeszeti Gyar Nyilvanosan Mukodo	Hungary
Zwack Unicum NYRT	Hungary
Accenture	Ireland
Adient	Ireland
AerCap Holdings	Ireland
Allergan	Ireland
Allied Irish Banks	Ireland
Bank of Ireland	Ireland
CRH	Ireland
DCC	Ireland
Eaton	Ireland
Experian	Ireland
Flutter Entertainment	Ireland
Ingersoll Rand	Ireland
Johnson Controls International	Ireland
Kerry Group	Ireland
Kingspan Group	Ireland
Medtronic	Ireland
Ryanair Holdings	Ireland
Seagate Technology	Ireland
Shire	Ireland

Company name	Country
Smurfit Kappa Group	Ireland
Abitare In Spa	Italy
Atlantia	Italy
Banca Mediolanum	Italy
Banca MPS	Italy
Banca Popolare di Sondrio	Italy
Banco BPM	Italy
BPER Banca	Italy
Cattolica Assicurazioni	Italy
Credito Emiliano	Italy
Enel	Italy
Eni	Italy
Ferrari	Italy
FinecoBank	Italy
Generali Group	Italy
Intesa Sanpaolo	Italy
Leonardo	Italy
Luxottica Group	Italy
Mediobanca	Italy
Poste Italiane	Italy
Saipem	Italy
Snam	Italy
Telecom Italia	Italy
Terna	Italy
UBI Banca	Italy
UniCredit Group	Italy
Unipol Gruppo	Italy
Aperam	Luxembourg
ArcelorMittal	Luxembourg
Aroundtown Property Holdings	Luxembourg
B&M European Value Retail	Luxembourg
Brederode SA	Luxembourg
CPI Property Group	Luxembourg
Eurofins Scientific	Luxembourg
Grand City Properties	Luxembourg
IWG	Luxembourg
L'occitane International	Luxembourg
Millicom International Cellular	Luxembourg
Play Communications	Luxembourg
Reinet Investments	Luxembourg

Company name	Country
RTL Group	Luxembourg
Samsonite International	Luxembourg
SES	Luxembourg
Shurgard Self Storage	Luxembourg
Spotify Technology	Luxembourg
Stabilus	Luxembourg
Tenaris	Luxembourg
Ternium	Luxembourg
Cfm Indosuez Wealth Societe Anonyme	Monaco
Dynagas LNG Partners LP	Monaco
Gaslog	Monaco
Gaslog Partners LP	Monaco
HAL Trust	Monaco
Navios Maritime Containers	Monaco
Navios Maritime Partners	Monaco
Safe Bulkers	Monaco
Scorpio Bulkers	Monaco
Scorpio Tankers	Monaco
Societe Anonyme Des Bains De Mer Et Du Cercle Des Etrangers A Monaco	Monaco
Aegon	Netherlands
AIRBUS	Netherlands
Akzo Nobel	Netherlands
Altice	Netherlands
ASML Holding	Netherlands
Asr Nederland	Netherlands
DSM	Netherlands
EXOR	Netherlands
Heineken Holding	Netherlands
ING Group	Netherlands
KPN	Netherlands
NN Group	Netherlands
NXP Semiconductors	Netherlands
Philips	Netherlands
Randstad Holding	Netherlands
Royal Ahold Delhaize N.V.	Netherlands
Royal Dutch Shell	Netherlands
Steinhoff International	Netherlands
Unilever	Netherlands
VEON	Netherlands
Wolters Kluwer	Netherlands

Company name	Country
X5 Retail Group	Netherlands
Adevinta	Norway
Aker ASA	Norway
Aker BP ASA	Norway
DNB	Norway
Entra	Norway
Equinor	Norway
Gjensidige Forsikring	Norway
Kongsberg Gruppen	Norway
Leroy Seafood	Norway
Marine Harvest ASA	Norway
Mowi ASA	Norway
Norsk Hydro	Norway
Orkla	Norway
Salmar	Norway
Schibsted	Norway
Sparebank 2 SR-BANK	Norway
Storebrand	Norway
Telenor	Norway
TGS-NOPEC Geophysical Company	Norway
Tomra Systems	Norway
Yara International	Norway
Alior Bank	Poland
Asseco Poland	Poland
Bank Pekao	Poland
CD Projekt	Poland
CIECH	Poland
Cyfrowy Polsat	Poland
Energa SA	Poland
Eurocash	Poland
Grupa PZU	Poland
KGHM Polska Miedz	Poland
LPP SA	Poland
Mbank	Poland
Orange Polska	Poland
PGE Polska Grupa Energetyczna	Poland
Pgnig Group	Poland
PKN Orlen	Poland
PKO Bank Polski	Poland
Playway	Poland



Company name	Country
Polskie Gornictwo Naftowe I Gazownictwo	Poland
Powszechny Zaklad Ubezpieczen SA	Poland
Santander Bank Polska	Poland
Tauron Polska Energia	Poland
Ten Square Games	Poland
Altri	Portugal
Banco BPI	Portugal
Banco Comercial Portugues	Portugal
Corticeira Amorim	Portugal
CTT - Correios De Portugal	Portugal
Edp-energias De Portugal	Portugal
Estoril Sol	Portugal
Farminveste	Portugal
Galp Energia	Portugal
Grupo Media Capital	Portugal
Ibersol	Portugal
Jeronimo Martins	Portugal
Mota-Engil	Portugal
NOS S.G.P.S	Portugal
Novabase	Portugal
Ramada Investimentos E Industria	Portugal
REN SGPS	Portugal
SEMAPA	Portugal
Sonaecom	Portugal
Sport Lisboa E Benfica - Futebol SAD	Portugal
Vista Alegre Atlantis	Portugal
Abengoa	Spain
Abertis	Spain
Acciona	Spain
Aena	Spain
Amadeus IT Group	Spain
Banco de Sabadell	Spain
Banco Santander	Spain
Bankia	Spain
Bankinter	Spain
BBVA-Banco Bilbao Vizcaya	Spain
CaixaBank	Spain
Ferrovial	Spain
Gas Natural Fenosa	Spain
Grifols	Spain

---

<b>Company name</b>	<b>Country</b>
Grupo ACS	Spain
Iberdrola	Spain
Inditex	Spain
Inmobiliaria Colonial	Spain
Liberbank	Spain
Mapfre	Spain
Merlin Properties SOCIMI S.A	Spain
Red Eléctrica	Spain
Repsol	Spain
Telefónica	Spain
Unicaja Banco	Spain
Assa Abloy	Sweden
Atlas Copco	Sweden
Autoliv	Sweden
Boliden	Sweden
Electrolux Group	Sweden
Ericsson	Sweden
Essity Ab	Sweden
Fabege AB	Sweden
Fastighets Balder	Sweden
H&M	Sweden
Hexagon	Sweden
ICA Gruppen	Sweden
Industrivarden	Sweden
Investor AB	Sweden
Kinnevik	Sweden
Lundbergs	Sweden
Lundin Petroleum	Sweden
Nordea Bank	Sweden
Sandvik	Sweden
SEB AB	Sweden
Securitas	Sweden
Skanska	Sweden
SKF Group	Sweden
Svenska Handelsbanken	Sweden
Swedbank	Sweden
TeliaSonera	Sweden
Volvo Group	Sweden
ABB	Switzerland
Adecco	Switzerland

Company name	Country
Bâloise Group	Switzerland
Barry Callebaut	Switzerland
Basler Kantonalbank	Switzerland
BCV Group	Switzerland
Chubb	Switzerland
Coca-Cola HBC	Switzerland
Credit Suisse Group	Switzerland
Dufry	Switzerland
EFG International	Switzerland
EMS-Chemie Holding	Switzerland
Ferguson	Switzerland
Garmin	Switzerland
Geberit	Switzerland
Givaudan	Switzerland
Glencore International	Switzerland
Helvetia Holding	Switzerland
Julius Baer Group	Switzerland
Kuehne & Nagel International	Switzerland
LafargeHolcim	Switzerland
Lindt & Sprungli	Switzerland
Lonza Group	Switzerland
Luzerner Kantonalbank	Switzerland
Nestle	Switzerland
Novartis	Switzerland
Partners Group Holding	Switzerland
Richemont	Switzerland
Roche Holding	Switzerland
Schindler Holding	Switzerland
SGS	Switzerland
Sika	Switzerland
St Galler Kantonalbank	Switzerland
STMicroelectronics	Switzerland
Swatch Group	Switzerland
Swiss Life Holding	Switzerland
Swiss Re	Switzerland
Swisscom	Switzerland
TE Connectivity	Switzerland
UBS	Switzerland
Zurich Insurance Group	Switzerland
3i Group	United Kingdom

---

<b>Company name</b>	<b>Country</b>
Anglo American	United Kingdom
Antofagasta	United Kingdom
Aon	United Kingdom
Aptiv	United Kingdom
Ashtead Group	United Kingdom
Associated British Foods	United Kingdom
AstraZeneca	United Kingdom
Aviva	United Kingdom
BAE Systems	United Kingdom
Barclays	United Kingdom
Barratt Developments	United Kingdom
Berkeley Group Holdings	United Kingdom
BP	United Kingdom
British American Tobacco	United Kingdom
British Land	United Kingdom
British Sky Broadcasting	United Kingdom
BT Group	United Kingdom
Bunzl	United Kingdom
Centrica	United Kingdom
CNH Industrial	United Kingdom
Coca-Cola European Partners	United Kingdom
Compass Group	United Kingdom
Cybg	United Kingdom
Diageo	United Kingdom
Dixons Carphone	United Kingdom
EasyJet	United Kingdom
Evraz Group	United Kingdom
Fiat Chrysler Automobiles	United Kingdom
GKN	United Kingdom
GlaxoSmithKline	United Kingdom
HSBC Holdings	United Kingdom
Ihs Markit	United Kingdom
Imperial Tobacco Group	United Kingdom
Inchcape	United Kingdom
InterContinental Hotels	United Kingdom
International Airlines	United Kingdom
Investec	United Kingdom
ITV	United Kingdom
J Sainsbury	United Kingdom
Johnson Matthey	United Kingdom

---

<b>Company name</b>	<b>Country</b>
Kingfisher	United Kingdom
Land Securities Group	United Kingdom
Legal & General Group	United Kingdom
Liberty Global	United Kingdom
Lloyds Banking Group	United Kingdom
London Stock Exchange	United Kingdom
LyondellBasell Industries	United Kingdom
Mallinckrodt	United Kingdom
Marks & Spencer	United Kingdom
Michael Kors Holdings	United Kingdom
Mondi	United Kingdom
Mylan	United Kingdom
National Grid	United Kingdom
Next	United Kingdom
Old Mutual	United Kingdom
Pearson	United Kingdom
Persimmon	United Kingdom
Phoenix Group Holdings	United Kingdom
Prudential	United Kingdom
Reckitt Benckiser Group	United Kingdom
RELX Group	United Kingdom
Rentokil Initial	United Kingdom
Rio Tinto	United Kingdom
Rolls-Royce Holdings	United Kingdom
Royal Bank of Scotland	United Kingdom
Royal Mail	United Kingdom
RSA Insurance Group	United Kingdom
Schroders	United Kingdom
Segro	United Kingdom
Smith & Nephew	United Kingdom
SSE	United Kingdom
St. James's Place	United Kingdom
Standard Chartered	United Kingdom
Standard Life	United Kingdom
Taylor Wimpey	United Kingdom
Technipfmc	United Kingdom
Tesco	United Kingdom
Thomas Cook Group	United Kingdom
TP ICAP	United Kingdom
United Utilities	United Kingdom

Company name	Country
Vedanta Resources	United Kingdom
Virgin Money Holdings	United Kingdom
Vodafone	United Kingdom
Whitbread	United Kingdom
Willis Towers Watson	United Kingdom
Wm Morrison Supermarkets	United Kingdom
WPP	United Kingdom
<i><u>Middle East and North Africa</u></i>	
Ahli United Bank	Bahrain
Al Baraka Banking Group	Bahrain
Aluminum Bahrain	Bahrain
Arab Banking Corporation	Bahrain
BBK	Bahrain
GFH Financial Group	Bahrain
National Bank of Bahrain	Bahrain
United Gulf Holding Company	Bahrain
Abu Qir Fertilizers	Egypt
Alexandria Containers and Goods	Egypt
Commercial International Bank	Egypt
Credit Agricole Egypt	Egypt
Eastern Tobacco	Egypt
EFG Hermes Holding	Egypt
Egyptian Kuwait Holding	Egypt
Elswedey Electric	Egypt
Emaar Misr for Development	Egypt
Fawry for Banking Technology and Electronic Payment	Egypt
Global Telecom Holding	Egypt
Golden Pyramids Plaza	Egypt
Misr Fertilizers Production Company	Egypt
MM Group for Industry and International Trade	Egypt
Orange Egypt for Telecommunications	Egypt
Orascom Construction Limited	Egypt
Qatar National Bank Alahly	Egypt
Raya Holding Company for Technology and Telecommunication	Egypt
Telecom Egypt	Egypt
TMG Holding	Egypt
Bank Hapoalim	Israel
Bank Leumi	Israel
Check Point Software	Israel

<b>Company name</b>	<b>Country</b>
Delek Group	Israel
FIBI Holdings	Israel
Harel Insurance Investments & Financial Services	Israel
Israel Discount Bank	Israel
Migdal Insurance	Israel
Mizrahi Tefahot Bank	Israel
Teva Pharmaceutical	Israel
Arab Bank	Jordan
Housing Bank	Jordan
Agility	Kuwait
Ahli United Bank	Kuwait
Al Ahli Bank of Kuwait	Kuwait
Boubyan Bank	Kuwait
Boubyan Petrochemical Company	Kuwait
Burgan Bank	Kuwait
Commercial Bank of Kuwait	Kuwait
Gulf Bank	Kuwait
Human Soft Holding Company	Kuwait
KIPCO	Kuwait
Kuwait Finance House	Kuwait
Mabanee Company	Kuwait
National Bank of Kuwait	Kuwait
National Mobile Telecommunications Co	Kuwait
Qurain Petrochemical Industries Company	Kuwait
Zain	Kuwait
Bank Audi	Lebanon
Bank of Beirut	Lebanon
BLOM Bank	Lebanon
Byblos Bank	Lebanon
Afriquia Gaz	Morocco
AtlantaSanad	Morocco
Attijariwafa Bank	Morocco
Banque Centrale Populaire	Morocco
BMCE Bank	Morocco
BMCI	Morocco
CIH Bank	Morocco
Ciments du Maroc	Morocco
Cosumar	Morocco
Label Vie	Morocco
LafargeHolcim Maroc	Morocco

Company name	Country
Lesieur Cristal	Morocco
Managem	Morocco
Maroc Telecom	Morocco
Marsa Maroc	Morocco
Société des Boissons du Maroc	Morocco
Sothema	Morocco
Taqa Morocco	Morocco
Total Maroc	Morocco
Wafa Assurance	Morocco
Bank Dhofar	Oman
Bank Muscat	Oman
Omantel	Oman
Ahli Bank	Qatar
Barwa	Qatar
Commercial Bank of Qatar	Qatar
Doha Bank	Qatar
Ezdan Holding	Qatar
Industries Qatar	Qatar
International Islamic Bank	Qatar
Mannai Corporation	Qatar
Masraf Al Rayan	Qatar
Mesaieed	Qatar
Nakilat	Qatar
Ooredoo	Qatar
Qatar Electricity and Water	Qatar
Qatar Fuel	Qatar
Qatar Insurance	Qatar
Qatar Islamic Bank	Qatar
Qatar Navigation	Qatar
QNB	Qatar
United Development	Qatar
Abdullah Al Othaim Markets	Saudi Arabia
Advanced Petrochemical	Saudi Arabia
Al Rajhi Bank	Saudi Arabia
Al Tayyar Travel Group Holding Company	Saudi Arabia
Alawwal Bank	Saudi Arabia
Alinma Bank	Saudi Arabia
Almarai	Saudi Arabia
Arab National Bank	Saudi Arabia
Bank Albilad	Saudi Arabia



<b>Company name</b>	<b>Country</b>
Bank Aljazira	Saudi Arabia
Banque Saudi Fransi	Saudi Arabia
Bupa Arabia for Cooperative Insurance	Saudi Arabia
Dar Al Arkan	Saudi Arabia
Emaar the Economic City	Saudi Arabia
Etisalat	Saudi Arabia
Fawaz Abdulaziz Alhokair	Saudi Arabia
Jabal Omar Development	Saudi Arabia
Jarir Marketing	Saudi Arabia
Kingdom Holding	Saudi Arabia
Makkah Construction and Development Co	Saudi Arabia
Mobiliy	Saudi Arabia
Mouwasat Medical Services Co	Saudi Arabia
National Commercial Bank	Saudi Arabia
National Industrialization	Saudi Arabia
National Petrochemical Co	Saudi Arabia
National Shipping Company Saudi Arabia	Saudi Arabia
Petro Rabigh	Saudi Arabia
Riyad Bank	Saudi Arabia
SABIC	Saudi Arabia
Sahara Petrochemical	Saudi Arabia
Samba Financial Group	Saudi Arabia
Saudi Airlines Catering Co	Saudi Arabia
Saudi Arabia Fertilizers Co	Saudi Arabia
Saudi Arabian Mining	Saudi Arabia
Saudi British Bank	Saudi Arabia
Saudi Cement	Saudi Arabia
Saudi Electricity	Saudi Arabia
Saudi Ground Service	Saudi Arabia
Saudi Industrial Investment Group	Saudi Arabia
Saudi International Petrochemical	Saudi Arabia
Saudi Investment Bank	Saudi Arabia
Saudi Kayan Petrochemical Co	Saudi Arabia
Saudi Research and Marketing Group	Saudi Arabia
Saudi Telecom	Saudi Arabia
Savola Group	Saudi Arabia
Southern Province Cement	Saudi Arabia
Taiba Holding Co	Saudi Arabia
Yanbu National Petrochemicals	Saudi Arabia
Air Liquide Tunisie	Tunisia

Company name	Country
Amen Bank	Tunisia
Assurances Maghreb	Tunisia
ASTREE	Tunisia
Attijari Bank	Tunisia
Banque Internationale Arabe de Tunisie	Tunisia
BH Assurance	Tunisia
Ccompagnie Internationale de Leasing	Tunisia
Delice Holding	Tunisia
Euro Cycles	Tunisia
Industries Chimiques Du Fluor	Tunisia
Magasin General	Tunisia
Societe Chimique Alkimia	Tunisia
Societe d'Articles Hygieniques (LILAS)	Tunisia
Societe Frigorifique et Brasserie de Tunis	Tunisia
Societe Immobiliere et de Participation	Tunisia
Societe Tunisienne d'Assurance et de Reassurances	Tunisia
Tunisie Valeurs	Tunisia
Union Bancaire pour le Commerce et l'Industrie (UBCI)	Tunisia
Union Internationale de Banques (UIB)	Tunisia
Abalıođlu Yem-Soya ve Tekstil Sanayi A.Ş.	Turkey
Abdi İbrahim İlaç Sanayi ve Ticaret A.Ş.	Turkey
Acıbadem Sağlık Hizmetleri ve Ticaret A.Ş.	Turkey
Advansa Sasa Polyester Sanayi A.Ş.	Turkey
Ağaçlı Otomotiv Gıda Ticaret ve Sanayi A.Ş.	Turkey
Akbank	Turkey
Akçansa Çimento Sanayi ve Ticaret A.Ş.	Turkey
Akenerji Elektrik Üretim A.Ş.	Turkey
Ak-Pa Tekstil İhracat Pazarlama A.Ş.	Turkey
Aksa Akriklik Kimya Sanayi A.Ş.	Turkey
Aksa Doğalgaz Dağıtım A.Ş.	Turkey
Aksa Elektrik Toptan Satış A.Ş.	Turkey
Aksa Enerji Üretim A.Ş.	Turkey
Alstom Grid Enerji Endüstrisi A.Ş.	Turkey
Alternatif Bank	Turkey
Altınmarka Gıda Sanayi ve Ticaret A.Ş.	Turkey
Altunkaya İnşaat Nakliyat Gıda Ticaret A.Ş.	Turkey
Anadolu Cam Sanayi A.Ş.	Turkey
Anadolu Efes Biracılık ve Malt Sanayi A.Ş.	Turkey
Arçelik A.Ş.	Turkey
Arena Bilgisayar Sanayi ve Ticaret A.Ş.	Turkey

Company name	Country
Aselsan Elektronik Sanayi ve Ticaret A.Ş.	Turkey
Assan Alüminyum Sanayi ve Ticaret A.Ş.	Turkey
ATI Turizm İşletmeciliği A.Ş.	Turkey
Aygaz A.Ş.	Turkey
Banvit Bandırma Vitaminli Yem Sanayi A.Ş.	Turkey
Bayer Türk Kimya San. Ltd. Şti.	Turkey
Bilkom Bilişim Hizmetleri A.Ş.	Turkey
BİM Birleşik Mağazalar A.Ş.	Turkey
Bimeks Bilgi İşlem ve Dış Ticaret A.Ş.	Turkey
Birgi Birleşik Giyim İhracatçıları Dış Ticaret A.Ş.	Turkey
Bizim Toptan Satış Mağazaları A.Ş.	Turkey
Borusan Lojistik Dağıtım Depolama Taşımacılık ve Ticaret A.Ş.	Turkey
Borusan Makina ve Güç Sistemleri Sanayi ve Ticaret A.Ş.	Turkey
Borusan Mannesmann Boru Sanayi ve Ticaret A.Ş.	Turkey
Borusan Otomotiv İthalat ve Dağıtım A.Ş.	Turkey
BOTAŞ Boru Hatları ile Petrol Taşıma A.Ş.	Turkey
Boyner Büyük Mağazacılık A.Ş.	Turkey
Brisa Bridgestone Sabancı Lastik Sanayi ve Ticaret A.Ş.	Turkey
BSH Ev Aletleri Sanayi ve Ticaret A.Ş.	Turkey
Çalık Enerji Sanayi ve Ticaret A.Ş.	Turkey
CarrefourSA Carrefour Sabancı Ticaret Merkezi A.Ş.	Turkey
CarrefourSA Carrefour Sabancı Ticaret Merkezi A.Ş.	Turkey
Çay İşletmeleri Genel Müdürlüğü	Turkey
Çelik Motor Ticaret A.Ş.	Turkey
Çelikler Taahhüt İnşaat ve Sanayi A.Ş.	Turkey
Çimsa Çimento Sanayi ve Ticaret A.Ş.	Turkey
Denizbank	Turkey
Devlet Hava Meydanları İşletmesi Genel Müdürlüğü	Turkey
Doğuş Otomotiv Servis ve Ticaret A.Ş.	Turkey
Edaş Elektrik Üretim A.Ş.	Turkey
Ekol Lojistik A.Ş.	Turkey
Enka İnşaat ve Sanayi A.Ş.	Turkey
Er-Bakır Elektrolitik Bakır Mamulleri A.Ş.	Turkey
Ereğli Demir ve Çelik Fabrikaları T.A.Ş.	Turkey
Eti Gıda Sanayi ve Ticaret A.Ş.	Turkey
Eti Maden İşletmeleri Genel Müdürlüğü	Turkey
Evkur Alışveriş Merkezleri Ticaret A.Ş.	Turkey
EWE Doğalgaz Sanayi ve Ticaret A.Ş.	Turkey
Fibabanka	Turkey
Ford Otomotiv Sanayi A.Ş.	Turkey

Company name	Country
Gama Güç Sistemleri Mühendislik ve Taahhüt A.Ş.	Turkey
Garanti BBVA	Turkey
Genpa Telekomünikasyon ve İletişim Hizmetleri Sanayi ve Ticaret A.Ş.	Turkey
Goodyear Lastikleri T.A.Ş.	Turkey
Gübre Fabrikaları T.A.Ş.	Turkey
Güneş Ekspres Havacılık A.Ş.	Turkey
Halk Bankası	Turkey
Hes Hacılar Elektrik Sanayi ve Ticaret A.Ş.	Turkey
HSBC Bankası	Turkey
İDAŞ Çelik Enerji Tersane ve Ulaşım Sanayi A.Ş.	Turkey
İller Bankası	Turkey
İndeks Bilgisayar Sistemleri Mühendislik Sanayi ve Ticaret A.Ş.	Turkey
ING Bank	Turkey
İpragaz A.Ş.	Turkey
İş Bankası	Turkey
İstanbul Altın Rafinerisi A.Ş.	Turkey
İstanbul Gaz Dağıtım Sanayi ve Ticaret A.Ş. (İGDAŞ)	Turkey
İSTAŞ İnşaat Ticaret ve Sanayi A.Ş.	Turkey
İzmir Demir Çelik Sanayi A.Ş.	Turkey
JTI Tütün Ürünleri Pazarlama A.Ş.	Turkey
Kadoğlu Petrolcülük Ticaret A.Ş. Sanayi İthalat ve İhracat A.Ş.	Turkey
Kaptan Demir Çelik Endüstri ve Ticaret A.Ş.	Turkey
Kardemir Karabük Demir Çelik Sanayi ve Ticaret A.Ş.	Turkey
Köksan Pet ve Plastik Ambalaj Sanayi ve Ticaret A.Ş.	Turkey
Koluman Motorlu Araçlar Ticaret ve Sanayi A.Ş.	Turkey
Konya Şeker Sanayi ve Ticaret A.Ş.	Turkey
Kordsa Global Endüstriyel İplik ve Kord Bezi Sanayi ve Ticaret A.Ş.	Turkey
KORTEKS Mensucat Sanayi ve Ticaret A.Ş.	Turkey
Koton Mağazacılık Tekstil Sanayi ve Ticaret A.Ş.	Turkey
Limak Çimento Sanayi ve Ticaret A.Ş.	Turkey
Limak İnşaat Sanayi ve Ticaret A.Ş.	Turkey
Limak Yatırım Enerji Üretim İşletme Hizmetleri ve İnşaat A.Ş.	Turkey
Makro Market A.Ş.	Turkey
Mapa İnşaat ve Ticaret A.Ş.	Turkey
Mengerler Ticaret Türk A.Ş.	Turkey
Migros Ticaret A.Ş.	Turkey
MKS Kıymetli Madenler Ticaret A.Ş.	Turkey
MMK Metalurji Sanayi Ticaret ve Liman İşletmeciliği A.Ş.	Turkey
Mobiltel İletişim Hizmetleri Sanayi ve Ticaret A.Ş.	Turkey
Multinet Kurumsal Hizmetler A.Ş.	Turkey

Company name	Country
Nadir Metal Rafineri Sanayi ve Ticaret A.Ş.	Turkey
Naksan Plastik ve Enerji Sanayi ve Ticaret A.Ş.	Turkey
Namet Gıda Sanayi ve Ticaret A.Ş.	Turkey
Netlog Lojistik Hizmetleri A.Ş.	Turkey
Odea Bank	Turkey
Opet Petrolcülük A.Ş.	Turkey
Otokar Otomotiv ve Savunma Sanayi A.Ş.	Turkey
Otokoç Otomotiv Ticaret ve Sanayi A.Ş.	Turkey
Ozon Giyim Sanayi ve Ticaret A.Ş.	Turkey
Pegasus Hava Taşımacılığı A.Ş.	Turkey
Penta Teknoloji Ürünleri Dağıtım Tic. A.Ş.	Turkey
Petkim Petrokimya Holding A.Ş.	Turkey
Petrol Ofisi A.Ş.	Turkey
Polimeks İnşaat Taahhüt ve Sanayi Ticaret A.Ş.	Turkey
QNB Finansbank	Turkey
Raintrade Petrokimya ve Dış Ticaret A.Ş.	Turkey
Ram Dış Ticaret A.Ş.	Turkey
S.S. Bursa Eczacıları Ürt. Temin ve Dağ. Koop.	Turkey
Sakarya Elektrik Perakende Satış A.Ş.	Turkey
Sarkuysan Elektrolitik Bakır Sanayi ve Ticaret A.Ş.	Turkey
Schneider Elektrik Sanayi ve Ticaret A.Ş.	Turkey
Şekerbank	Turkey
Selçuk Ecza Deposu Ticaret ve Sanayi A.Ş.	Turkey
Sembol Uluslararası Yat. Tar. Peyzaj İnşaat Turizm Sanayi Ticaret A.Ş.	Turkey
Setur Servis Turistik A.Ş.	Turkey
Shell & Turcas Petrol A.Ş.	Turkey
Sınai Kalkınma Bankası	Turkey
Soda Sanayii A.Ş.	Turkey
Sofra Yemek Üretim ve Hizmet A.Ş.	Turkey
Sütaş Süt Ürünleri A.Ş.	Turkey
T.C. Devlet Demiryolları Genel Müdürlüğü	Turkey
Tab Gıda Sanayi ve Ticaret A.Ş.	Turkey
TAV İstanbul Terminal İşletmeciliği A.Ş.	Turkey
TAV Tepe Akfen Yatırım İnşaat ve İşletme A.Ş.	Turkey
Tekfen İnşaat ve Tesisat A.Ş.	Turkey
Teknosa İç ve Dış Ticaret A.Ş.	Turkey
Telpa Telekomünikasyon Ticaret A.Ş.	Turkey
Tepe İnşaat Sanayi A.Ş.	Turkey
Tesco Kipa Kitle Pazarlama Ticaret ve Gıda Sanayi A.Ş.	Turkey
THY Opet Havacılık Yakıtları A.Ş.	Turkey

Company name	Country
Tiryaki Agro Gıda Sanayi ve Ticaret A.Ş.	Turkey
Tofaş Türk Otomobil Fabrikası A.Ş.	Turkey
Toros Tarım Sanayi ve Ticaret A.Ş.	Turkey
Tosçelik Profil ve Sac Endüstrisi A.Ş.	Turkey
TP Petrol Dağıtım A.Ş.	Turkey
Trakya Cam Sanayi A.Ş.	Turkey
Türk Ekonomi Bankası	Turkey
Türk Eximbank	Turkey
Türk Hava Yolları A.O.	Turkey
Türk Pirelli Lastikleri A.Ş.	Turkey
Türk Telekomünikasyon A.Ş.	Turkey
Türk Traktör Ziraat Makineleri A.Ş.	Turkey
Turkcell İletişim Hizmetleri A.Ş.	Turkey
Türkiye Elektrik İletim A.Ş.	Turkey
Türkiye Elektrik Ticaret ve Taahhüt A.Ş.	Turkey
Türkiye Kömür İşletmeleri Kurumu Genel Müdürlüğü	Turkey
Türkiye Petrol Rafinerileri A.Ş.	Turkey
Türkiye Petrolleri A.O.	Turkey
Türkiye Şeker Fabrikaları A.Ş.	Turkey
TUSAŞ - Türk Havacılık ve Uzay Sanayi A.Ş.	Turkey
Ülker Bisküvi Sanayi Ticaret A.Ş.	Turkey
Unilever Sanayi ve Ticaret Türk A.Ş.	Turkey
VakıfBank	Turkey
Vestel Elektronik Sanayi ve Ticaret A.Ş.	Turkey
Yapı Kredi	Turkey
Yaşar Birleşik Pazarlama Dağıtım Turizm ve Ticaret A.Ş.	Turkey
YDA İnşaat Sanayi ve Ticaret A.Ş.	Turkey
Yolbulan Bağtuğ Metalurji Sanayi A.Ş.	Turkey
Ziraat Bankası	Turkey
Abu Dhabi Commercial Bank	United Arab Emirates
Abu Dhabi Islamic Bank	United Arab Emirates
Abu Dhabi National Energy Company	United Arab Emirates
Abu Dhabi National Oil Company for Distribution	United Arab Emirates
Air Arabia	United Arab Emirates
ALDAR Properties	United Arab Emirates
Aramex	United Arab Emirates
Commercial Bank of Dubai	United Arab Emirates
DAMAC Properties	United Arab Emirates
Dana Gas	United Arab Emirates
DP World	United Arab Emirates

Company name	Country
du	United Arab Emirates
Dubai Financial Market	United Arab Emirates
Dubai Investments	United Arab Emirates
Dubai Islamic Bank	United Arab Emirates
Emaar Development	United Arab Emirates
Emaar Malls	United Arab Emirates
Emaar Properties	United Arab Emirates
Emirates Islamic Bank	United Arab Emirates
Emirates NBD	United Arab Emirates
First Abu Dhabi Bank	United Arab Emirates
Mashreqbank	United Arab Emirates
National Bank of Fujairah	United Arab Emirates
National Bank of Ras Al Khaimah	United Arab Emirates
National Bank of Umm Al Qawain	United Arab Emirates
RAKBANK	United Arab Emirates
TAQA	United Arab Emirates
Union National Bank	United Arab Emirates
Wahat Al Zaweya Investment & Real Estate Development	United Arab Emirates

Asia

360 Security Technology	China
AAC Technologies Holdings	China
Agile Group Holdings	China
Agricultural Bank of China	China
Alibaba	China
Aluminum Corp of China	China
Angang Steel	China
Anhui Conch Cement	China
Anta Sports Products	China
AVIC Capital	China
AVIC International Holdings	China
BAIC Motor	China
Baidu	China
Bank of Beijing	China
Bank of Changsha	China
Bank Of Chengdu	China
Bank of China	China
Bank of Chongqing	China
Bank of Communications	China
Bank Of Gansu	China

Company name	Country
Bank Of Guiyang	China
Bank Of Hangzhou	China
Bank Of Jiangsu	China
Bank of Jinzhou	China
Bank of Jiujiang	China
Bank of Nanjing	China
Bank of Ningbo	China
Bank of Qingdao	China
Bank Of Shanghai	China
Bank of Tianjin	China
Bank of Xi'an	China
Bank of Zhengzhou	China
Baoshan Iron & Steel	China
BBMG	China
Beijing Capital Development	China
Beijing Shougang	China
BOE Technology Group	China
Bohai Leasing	China
BYD	China
CGN Power	China
China Cinda Asset Management	China
China Citic Bank	China
China Coal Energy	China
China Communications Construction	China
China Communications Services	China
China Construction Bank	China
China Development Bank Financial Leasing	China
China Eastern Airlines	China
China Energy Engineering	China
China Everbright Bank	China
China Evergrande Group	China
China Fortune Land Development	China
China Galaxy Securities	China
China Gezhouba	China
China Grand Automotive Services	China
China Hongqiao Group	China
China Huarong Asset Management	China
China International Capital	China
China International Marine	China
China International Travel Service	China



<b>Company name</b>	<b>Country</b>
China Life Insurance	China
China Longyuan Power	China
China Merchants Bank	China
China Merchants Expressway Network & Technology Holdings	China
China Merchants Securities	China
China Merchants Shekou Industrial Zone Holdings	China
China Minsheng Banking	China
China Molybdenum	China
China National Building	China
China National Chemical	China
China National Nuclear Power	China
China Pacific Insurance	China
China Petroleum Engineering	China
China Railway Construction	China
China Railway Group	China
China Railway Signal & Communication	China
China Reinsurance Group	China
China Shenhua Energy	China
China Shipbuilding Industry	China
China Southern Airlines	China
China State Construction Engineering	China
China Telecom	China
China Tower Corp.	China
China Vanke	China
China Yangtze Power	China
China Zheshang Bank	China
China Zhongwang Holdings	China
Chongqing Changan Auto	China
Chongqing Rural Bank	China
CIFI Holdings Group	China
CITIC	China
Citic Securities	China
CNPC Capital	China
Contemporary Amperex Technology	China
Cosco Shipping	China
Country Garden Holdings	China
CRRC	China
Csc Financial	China
Ctrip.com International	China
Dali Foods Group	China

---

<b>Company name</b>	<b>Country</b>
Daqin Railway	China
Datang International Power	China
Digital China Group	China
Dongfeng Motor Group	China
ENN Energy Holdings	China
Everbright Securities	China
Fangda Carbon New Material	China
Financial Street Holdings	China
Focus Media Information Technology	China
Foshan Haitian Flavouring and Food	China
Fosun International	China
Founder Securities	China
Future Land Development Holdings	China
Fuyao Glass Industry Group	China
GD Power Development	China
Gemdale	China
GF Securities	China
Great Wall Motor	China
Gree Electric Appliances	China
Greenland Holdings Group	China
Greentown China Holdings	China
Guangzhou Automobile Group	China
Guangzhou Baiyunshan Pharmaceutical Holdings	China
Guangzhou R&F	China
Guangzhou Rural Commercial Bank	China
Guosen Securities	China
Guotai Junan Securities	China
Haidilao International Holding	China
Hainan Airlines	China
Haitong Securities	China
Harbin Bank	China
Hengan International Group	China
Hengli Petrochemical	China
Hengyi Petrochemical Co., Ltd.	China
Hesteel	China
Hikvision	China
HNA Technology	China
Huadian Power International	China
Huaneng Power International	China
Huatai Securities	China

Company name	Country
Huaxia Bank	China
Huishang Bank	China
Hunan Valin Steel	China
ICBC	China
Industrial Bank	China
Inner Mongolia Baotou Steel	China
Inner Mongolia Yili	China
Inner Mongolia Yitai Coal	China
iQIYI	China
JD.com	China
Jiangsu Hengrui Medicine	China
Jiangsu Yanghe Brewery	China
Jiangsu Zhongnan Construction Group	China
Jiangxi Bank	China
Jiangxi Copper	China
Jinke Property Group	China
Jointown Pharmaceutical Group	China
Kaisa Group Holdings	China
Kangmei Pharmaceutical	China
Kweichow Moutai	China
KWG Group Holdings	China
Legend Holding	China
Liuzhou Iron & Steel	China
Logan Property Holdings	China
Longfor Group Holdings	China
Longi Green Energy Technology	China
Luxshare Precision Industry	China
Luzhou Lao Jiao	China
Maanshan Iron & Steel	China
Materials Industry Zhongda Group	China
Meituan Dianping	China
Metallurgical Corp of China	China
Midea Group	China
Muyuan Foodstuff	China
Nanjing Iron & Steel	China
NARI Technology Development	China
NetEase	China
New China Life Insurance	China
New Hope Liuhe	China
Orient Securities	China

Company name	Country
People's Insurance	China
PetroChina	China
Pinduoduo	China
Ping An Insurance Group	China
Poly Developments & Holdings Group (formerly Poly Real Estate)	China
Postal Savings Bank Of China (PSBC)	China
Power Construction Corporation of China	China
Qingdao Haier	China
Qingdao Rural Commercial Bank	China
Red Star Macalline Group	China
RiseSun Real Estate Development	China
Rongsheng Petrochemical	China
Ronshine China Holdings	China
S.F. Holding	China
SAIC Motor	China
Sansteel Minguang	China
Sany Heavy Industry	China
SDIC Capital	China
SDIC Power Holdings	China
Shaanxi Coal Industry	China
Shanghai Construction	China
Shanghai Electric Group	China
Shanghai Ganglian E-Commerce Holdings	China
Shanghai International Airport	China
Shanghai International Port	China
Shanghai Pharmaceuticals	China
Shanghai Pudong Development	China
Shanxi Taigang Stainless	China
Shengjing Bank	China
Shenwan Hongyuan Group	China
Shenzhen Mindray Bio-Medical Electronics	China
Shenzhen Overseas	China
Shenzhou International Group Holdings	China
Sichuan Changhong Electric	China
Sino-Ocean Group Holding	China
Sinopec	China
Sinopharm Group	China
Sinotrans Ltd.	China
Sinotruk Hong Kong	China
Sumec Corporation	China

Company name	Country
Sunac China Holdings	China
Suning.com	China
Sunny Optical Technology Group	China
Tahoe Group	China
TCL	China
Tencent Holdings	China
Times Property Holdings	China
Tingyi Holding	China
Tongling Nonferrous Metals	China
Unisplendour	China
Vipshop Holdings	China
Wanhua Chemical Group	China
Want Want China	China
Weichai Power	China
Wens Foodstuff Group	China
Wuliangye Yibin	China
Xiamen C&D	China
Xiamen International Trade Group	China
Xiamen Xiangyu	China
Xiaomi	China
Xinhu Zhongbao	China
Xinyu Iron & Steel	China
Yango Group	China
Yanzhou Coal Mining	China
Yonghui Superstores	China
Yum China Holdings	China
Yunnan Baiyao Group	China
Zhejiang Chint Electrics	China
Zhejiang Longsheng Group	China
Zhejiang Zheneng Electric Power	China
Zhongsheng Group Holdings	China
Zhongyuan Bank	China
Zijin Mining Group	China
ZTE	China
AIA Group	Hong Kong
Bank of East Asia	Hong Kong
Beijing Enterprises	Hong Kong
Cathay Pacific Airways	Hong Kong
China Agri-Industries	Hong Kong
China Gas Holdings	Hong Kong

Company name	Country
China Jinmao	Hong Kong
China Mengniu Dairy	Hong Kong
China Merchants Port Holdings	Hong Kong
China Mobile	Hong Kong
China Oriental Group	Hong Kong
China Resources Cement Holdings	Hong Kong
China Resources Gas Group	Hong Kong
China Resources Land	Hong Kong
China Resources Pharmaceutical Group	Hong Kong
China Resources Power	Hong Kong
China Taiping Insurance	Hong Kong
China Unicom	Hong Kong
Chow Tai Fook Jewellery	Hong Kong
CK Asset Holdings	Hong Kong
CK Hutchison	Hong Kong
CLP Holdings	Hong Kong
CNOOC	Hong Kong
CSPC Pharmaceutical Group	Hong Kong
Far East Horizon	Hong Kong
First Pacific	Hong Kong
Galaxy Entertainment	Hong Kong
Geely Automobile Holdings	Hong Kong
Great Eagle Holdings	Hong Kong
Guangdong Investment	Hong Kong
Hang Lung Group	Hong Kong
Henderson Land	Hong Kong
Hong Kong Exchanges	Hong Kong
Hopson Development Holdings	Hong Kong
Jardine Matheson	Hong Kong
Kerry Properties	Hong Kong
Kingboard Holdings	Hong Kong
Lenovo Group	Hong Kong
Li & Fung	Hong Kong
Link REIT	Hong Kong
MTR	Hong Kong
New World Development	Hong Kong
Nine Dragons Paper Holdings	Hong Kong
Power Assets Holdings	Hong Kong
Shimao Property Holdings	Hong Kong
Sino Biopharmaceutical	Hong Kong

Company name	Country
Sino Land	Hong Kong
Sun Art Retail Group	Hong Kong
Sun Hung Kai Properties	Hong Kong
Swire Pacific	Hong Kong
Techtronic Industries	Hong Kong
Towngas	Hong Kong
WH Group	Hong Kong
Wheelock	Hong Kong
Yuexiu Property Co.	Hong Kong
ABM Investama	Indonesia
Agung Podomoro Land	Indonesia
AKR Corporindo	Indonesia
Aneka Tambang	Indonesia
Astra International	Indonesia
Astra Otoparts	Indonesia
Bank Central Asia	Indonesia
Bank CIMB Niaga	Indonesia
Bank Danamon Indonesia	Indonesia
Bank Mandiri	Indonesia
Bank Mega	Indonesia
Bank Negara Indonesia	Indonesia
Bank OCBC NISP	Indonesia
Bank Pan Indonesia	Indonesia
Bank Pembangunan Daerah Jawa Barat dan Banten	Indonesia
Bank Pembangunan Daerah Jawa Timur	Indonesia
Bank Permata	Indonesia
Bank Rakyat Indonesia (BRI)	Indonesia
Bank Tabungan Negara	Indonesia
Bank Tabungan Pensiunan Nasional	Indonesia
Bukit Asam	Indonesia
Bumi Serpong Damai	Indonesia
Chandra Asri Petrochemical	Indonesia
Dian Swastatika Sentosa	Indonesia
Garuda Indonesia	Indonesia
Global Mediacom	Indonesia
Golden Energy Mines	Indonesia
Gudang Garam	Indonesia
Hero Supermarket	Indonesia
Indo Tambangraya Megah	Indonesia
Indocement Tunggal Prakasa	Indonesia

---

<b>Company name</b>	<b>Country</b>
Indofood	Indonesia
Indosat	Indonesia
Jasa Marga (Persero)	Indonesia
Kalbe Farma	Indonesia
Matahari Department Store	Indonesia
Maybank Indonesia	Indonesia
MNC Investama	Indonesia
Pembangunan Perumahan	Indonesia
Perusahaan Gas Negara	Indonesia
PP London Sumatra Indonesia	Indonesia
Sarana Menara Nusantara	Indonesia
Saratoga Investama Sedaya	Indonesia
Summarecon Agung	Indonesia
Telekom Indonesia	Indonesia
Unilever	Indonesia
United Tractor	Indonesia
Vale Indonesia	Indonesia
Wijaya Karya Beton	Indonesia
XL Axiata	Indonesia
77 Bank	Japan
Aeon	Japan
AGC	Japan
Aisin Seiki	Japan
Ajinomoto	Japan
Alfresa Holdings	Japan
All Nippon Airways	Japan
Aozora Bank	Japan
Asahi Group Holdings	Japan
Asahi Kasei	Japan
Astellas Pharma	Japan
Bandai Namco Holdings	Japan
Bank of Kyoto	Japan
Bank of Nagoya	Japan
Bridgestone	Japan
Canon	Japan
Central Japan Railway	Japan
Chiba Bank	Japan
Chubu Electric Power	Japan
Chugoku Bank	Japan
Chugoku Electric Power	Japan



---

<b>Company name</b>	<b>Country</b>
Concordia Financial Group	Japan
Cosmo Energy Holdings	Japan
Dai Nippon Printing	Japan
Dai-ichi Life Insurance	Japan
Daiichi Sankyo	Japan
Daikin Industries	Japan
Daishi Hokuetsu Financial Group	Japan
Daito Trust Construction	Japan
Daiwa House Industry	Japan
Daiwa Securities	Japan
Denso	Japan
Dentsu	Japan
East Japan Railway	Japan
Eisai	Japan
Electric Power Development	Japan
Fanuc	Japan
Fast Retailing	Japan
Fujifilm Holdings	Japan
Fujitsu	Japan
Fukuoka Financial Group	Japan
Fuyo General Lease	Japan
Gunma Bank	Japan
Hachijuni Bank	Japan
Hakuhodo DY Holdings	Japan
Hankyu Hanshin Holdings	Japan
Hanwa	Japan
Haseko	Japan
Hiroshima Bank	Japan
Hitachi	Japan
Hokkoku Bank	Japan
Hokuhoku Financial Group	Japan
Honda Motor	Japan
Hoya	Japan
Hyakugo Bank	Japan
Hyakujushi Bank	Japan
Idemitsu Kosan	Japan
IHI	Japan
Iida Group Holdings	Japan
Inpex	Japan
Isetan Mitsukoshi Holdings	Japan

---

<b>Company name</b>	<b>Country</b>
Isuzu Motors	Japan
Itochu	Japan
Iyo Bank	Japan
Jaccs	Japan
Japan Airlines	Japan
Japan Exchange Group	Japan
Japan Post Holdings	Japan
Japan Securities	Japan
Japan Tobacco	Japan
JFE Holdings	Japan
JTEKT	Japan
Juroku Bank	Japan
JXTG Holdings	Japan
Kajima	Japan
Kansai Electric Power	Japan
Kao	Japan
Kawasaki Heavy Industries	Japan
KDDI	Japan
Keiyo Bank	Japan
Keyence	Japan
Kintetsu	Japan
Kirin Holdings	Japan
Kiyo Bank	Japan
Kobe Steel	Japan
Koito Manufacturing	Japan
Komatsu	Japan
Konica Minolta Business Solutions	Japan
Kubota	Japan
Kyocera	Japan
Kyushu Electric Power	Japan
Kyushu Financial Group	Japan
Lixil Group	Japan
Makita	Japan
Marubeni	Japan
Mazda Motor	Japan
Mebuki Financial Group	Japan
Medipal Holdings	Japan
Meiji Holdings	Japan
Minebea	Japan
Mitsubishi	Japan

---

<b>Company name</b>	<b>Country</b>
Mitsubishi Chemical	Japan
Mitsubishi Electric	Japan
Mitsubishi Estate	Japan
Mitsubishi Gas Chemical Company	Japan
Mitsubishi Heavy Industries	Japan
Mitsubishi Materials	Japan
Mitsubishi Motors	Japan
Mitsubishi UFJ Financial	Japan
Mitsubishi UFJ Lease	Japan
Mitsui	Japan
Mitsui Chemicals	Japan
Mitsui Fudosan	Japan
Mitsui OSK Lines	Japan
Mizuho Financial	Japan
MS&AD Insurance	Japan
Murata Manufacturing	Japan
Musashino Bank	Japan
Nanto Bank	Japan
NEC	Japan
NEXON	Japan
Nidec	Japan
Nintendo	Japan
Nippon Express	Japan
Nippon Paint	Japan
Nippon Paper Industries	Japan
Nippon Steel	Japan
Nippon Steel Trading	Japan
Nippon Telegraph & Tel	Japan
Nippon Yusen	Japan
Nishi-nippon Financial Holdings	Japan
Nissan Motor	Japan
Nitori Holdings	Japan
Nitto Denko	Japan
Nomura	Japan
Nomura Research Institute	Japan
North Pacific Bank	Japan
NSK	Japan
Obayashi	Japan
Ogaki Kyoritsu Bank	Japan
Oji Holdings	Japan

---

<b>Company name</b>	<b>Country</b>
Olympus	Japan
OMRON	Japan
Orient	Japan
Oriental Land	Japan
Orix	Japan
Osaka Gas	Japan
Otsuka Holding	Japan
Pan Pacific International Holdings	Japan
Panasonic	Japan
Rakuten	Japan
Recruit Holdings	Japan
Renesas Electronics	Japan
Resona Holdings	Japan
Ricoh	Japan
San ju San Financial Group	Japan
San-In Godo Bank	Japan
SBI Holdings	Japan
Secom	Japan
Seiko Epson	Japan
Sekisui Chemical	Japan
Sekisui House	Japan
Senshu Ikeda Holdings	Japan
Seven & I Holdings	Japan
SG Holdings	Japan
Sharp	Japan
Shiga Bank	Japan
Shimano	Japan
Shimizu	Japan
Shin-Etsu Chemical	Japan
Shinsei Bank	Japan
Shionogi	Japan
Shiseido	Japan
Shizuoka Bank	Japan
Showa Denko	Japan
SMC	Japan
Softbank	Japan
Sojitz	Japan
Sompo	Japan
Sony	Japan
Subaru	Japan

---

<b>Company name</b>	<b>Country</b>
Sumitomo	Japan
Sumitomo Chemical	Japan
Sumitomo Electric	Japan
Sumitomo Metal Mining	Japan
Sumitomo Mitsui Financial	Japan
Sumitomo Mitsui Trust	Japan
Sumitomo Realty	Japan
Suntory Beverage & Food	Japan
Suzuken	Japan
Suzuki Motor	Japan
T&D Holdings	Japan
Taisei	Japan
Takeda Pharmaceutical	Japan
TDK	Japan
Terumo	Japan
Toho Bank	Japan
Tohoku Electric Power	Japan
Tokio Marine Holdings	Japan
Tokyo Century	Japan
Tokyo Electric Power	Japan
Tokyo Electron	Japan
Tokyo Gas	Japan
Tokyo Kiraboshi Financial Group	Japan
Tokyu	Japan
Tokyu Fudosan	Japan
Tomony Holdings	Japan
Toppan Printing	Japan
Toray Industries	Japan
Toshiba	Japan
Tosoh	Japan
Toyota Boshoku	Japan
Toyota Industries	Japan
Toyota Motor	Japan
Toyota Tsusho	Japan
Unicharm	Japan
Universal Entertainment	Japan
West Japan Railway	Japan
Yamada Denki	Japan
Yamaguchi Financial	Japan
Yamaha Motor	Japan

Company name	Country
Yamato Holdings	Japan
Affin Bank	Malaysia
Alliance Bank Malaysia	Malaysia
Allianz Malaysia	Malaysia
AmBank Group	Malaysia
Astro Malaysia Holdings	Malaysia
Axiata Group	Malaysia
BIMB Holdings	Malaysia
Bintulu Port Holdings	Malaysia
British American Tobacco (M)	Malaysia
Bumi Armada	Malaysia
Bursa Malaysia	Malaysia
Cahaya Mata Sarawak	Malaysia
CIMB Group Holdings	Malaysia
DiGi.Com	Malaysia
DRB-Hicom	Malaysia
Fraser & Neave Holdings Bhd	Malaysia
Heineken Malaysia Berhad	Malaysia
Hong Leong Financial	Malaysia
IHH Healthcare	Malaysia
IJM	Malaysia
IJM Plantations	Malaysia
IOI Malaysia	Malaysia
IOI Properties Group	Malaysia
KPJ Healthcare	Malaysia
Kulim (Malaysia) Berhad	Malaysia
LPI Capital	Malaysia
Malaysia Airports Holdings	Malaysia
Malaysian Building Society	Malaysia
Malaysian Resources	Malaysia
Maxis Communications	Malaysia
Maybank	Malaysia
MISC Berhad	Malaysia
MSM Malaysia Holdings	Malaysia
Nestle (Malaysia)	Malaysia
Petronas Chemicals	Malaysia
Petronas Dagangan	Malaysia
Petronas Gas	Malaysia
Pos Malaysia	Malaysia
Public Bank	Malaysia

Company name	Country
RHB Bank	Malaysia
Sime Darby	Malaysia
Sunway	Malaysia
Telekom Malaysia	Malaysia
Tenaga Nasional	Malaysia
Top Glove Corporation	Malaysia
UEM Edgenta	Malaysia
UEM Sunrise	Malaysia
United Plantations	Malaysia
Velesto Energy	Malaysia
Aboitiz Equity Ventures	Philippines
AC Energy Phillippines	Philippines
Alsons Consolidated Resources	Philippines
Asia United Bank	Philippines
Ayala	Philippines
Ayala Land	Philippines
Bank of The Philippine Islands	Philippines
BDO Unibank	Philippines
Belle	Philippines
China Banking	Philippines
DMCI Holdings	Philippines
East West Banking	Philippines
Energy Development	Philippines
Far Eastern University	Philippines
Filinvest Development Corporation	Philippines
Filinvest Land	Philippines
First Gen	Philippines
Globe Telecom	Philippines
GT Capital Holdings	Philippines
Integrated Micro-electronics	Philippines
International Container Terminal Services	Philippines
JG Summit Holdings	Philippines
Lopez Holdings	Philippines
LT Group	Philippines
Manila Electric	Philippines
Manila Water	Philippines
Metro Pacific Investments	Philippines
Metropolitan Bank and Trust	Philippines
Nickel Asia	Philippines
Petron	Philippines

<b>Company name</b>	<b>Country</b>
Philex Mining	Philippines
Philippine Bank of Communications	Philippines
Philippine Long Distance Telephone	Philippines
Philippine National Bank	Philippines
Philippine Savings Bank	Philippines
Philippine Seven	Philippines
Premium Leisure	Philippines
Rizal Commercial Banking	Philippines
Rockwell Land	Philippines
San Miguel Food and Beverage	Philippines
Security Bank	Philippines
Semirara Mining and Power	Philippines
SM Investments	Philippines
SM Prime Holdings	Philippines
Starmalls	Philippines
The Philippine Stock Exchange	Philippines
Top Frontier Investment Holdings	Philippines
Travellers International Hotel Group	Philippines
Union Bank of The Philippines	Philippines
Vista Land & Lifescapes	Philippines
ARA Asset Management	Singapore
Biosensors International Group	Singapore
Bumitama Agri	Singapore
CapitaLand	Singapore
China Aviation Oil	Singapore
City Developments	Singapore
ComfortDelGro	Singapore
DBS Group Holdings	Singapore
Del Monte Pacific	Singapore
First Resources	Singapore
Flex	Singapore
Fraser and Neave	Singapore
Frasers Property Limited	Singapore
Gallant Venture	Singapore
Global Logistic Properties	Singapore
Great Eastern Holdings	Singapore
Ho Bee Land	Singapore
Hong Leong Finance	Singapore
Indofood Agri Resources	Singapore
Keppel	Singapore



<b>Company name</b>	<b>Country</b>
M1	Singapore
Nam Cheong	Singapore
Neptune Orient Lines	Singapore
Noble Group	Singapore
Olam International	Singapore
OUE	Singapore
Oversea-Chinese Banking	Singapore
Perennial Real Estate Holdings	Singapore
Roxy-Pacific Holdings	Singapore
Sarine Technologies	Singapore
SATS	Singapore
Sembcorp Industries	Singapore
Sembcorp Marine	Singapore
Sheng Siong Group	Singapore
SIA Engineering	Singapore
Sing Holdings	Singapore
Singapore Airlines	Singapore
Singapore Exchange	Singapore
Singapore Post	Singapore
Singapore Press Holdings	Singapore
Singapore Technologies Engineering	Singapore
SMRT	Singapore
StarHub	Singapore
Tiger Airways Holdings	Singapore
United Engineers	Singapore
United Overseas Bank	Singapore
UOL Group	Singapore
Venture	Singapore
Wilmar International	Singapore
Yangzijiang Shipbuilding (Holdings)	Singapore
Yoma Strategic Holdings	Singapore
BNK Financial Group	South Korea
Celltrion	South Korea
CJ Cheiljedang	South Korea
CJ Corporation	South Korea
Daelim Industrial	South Korea
Db Insurance	South Korea
DGB Financial Group	South Korea
Doosan	South Korea
E-mart	South Korea

---

<b>Company name</b>	<b>Country</b>
GS Engineering	South Korea
GS Holdings	South Korea
Hana Financial Group	South Korea
Hanwha	South Korea
Hyundai Engineering	South Korea
Hyundai Glovis	South Korea
Hyundai Heavy Industries	South Korea
Hyundai Marine & Fire	South Korea
Hyundai Mobis	South Korea
Hyundai Motor	South Korea
Hyundai Steel	South Korea
Industrial Bank of Korea	South Korea
JB Financial Group	South Korea
KB Financial Group	South Korea
KIA Motors	South Korea
Korea Electric Power	South Korea
Korea Gas	South Korea
Korea Investment Holdings	South Korea
Korea Zinc	South Korea
Korean Air	South Korea
KT	South Korea
KT&G	South Korea
LG	South Korea
LG Chem	South Korea
LG Display	South Korea
LG Electronics	South Korea
LG Household & Health Care	South Korea
LG Uplus	South Korea
Lotte	South Korea
Lotte Chemical	South Korea
Lotte Shopping	South Korea
Meritz Financial Group	South Korea
Meritz Securities	South Korea
Mirae Asset Daewoo	South Korea
Naver	South Korea
NH Investment & Securities	South Korea
Posco	South Korea
Samsung C&T	South Korea
Samsung Electro-Mechanics	South Korea
Samsung Electronics	South Korea

Company name	Country
Samsung Fire & Marine	South Korea
Samsung Life Insurance	South Korea
Samsung SDI	South Korea
Samsung SDS	South Korea
Samsung Securities	South Korea
Shinhan Financial Group	South Korea
SK Holdings	South Korea
SK Hynix	South Korea
SK Innovation	South Korea
SK Networks	South Korea
SK Telecom	South Korea
S-Oil	South Korea
Woori Financial Group	South Korea
ASE Technology Holding	Taiwan
Asustek Computer	Taiwan
AU Optronics	Taiwan
Catcher Technology	Taiwan
Cathay Financial	Taiwan
Chang Hwa Bank	Taiwan
China Development Financial	Taiwan
China Life Insurance (Taiwan)	Taiwan
China Steel	Taiwan
Chunghwa Telecom	Taiwan
Compal Electronics	Taiwan
CTBC Financial	Taiwan
Delta Electronics	Taiwan
ESun Holdings	Taiwan
Far Eastern New Century	Taiwan
First Financial Holding	Taiwan
Formosa Chemicals	Taiwan
Formosa Petrochemical	Taiwan
Formosa Plastics	Taiwan
Fubon Financial	Taiwan
Hon Hai Precision	Taiwan
Hua Nan Financial	Taiwan
Innolux	Taiwan
Inventec	Taiwan
LARGAN Precision	Taiwan
MediaTek	Taiwan
Mega Financial Holding	Taiwan

Company name	Country
Mercuries & Associates	Taiwan
Nan Ya Plastics	Taiwan
Nanya Technology	Taiwan
Pegatron	Taiwan
President Chain Store	Taiwan
Quanta Computer	Taiwan
Shanghai Commercial & Savings Bank	Taiwan
Shin Kong Financial	Taiwan
SinoPac Financial	Taiwan
Synnex Technology Intl	Taiwan
Taishin Financial Holdings	Taiwan
Taiwan Business Bank	Taiwan
Taiwan Cement	Taiwan
Taiwan Cooperative Financial	Taiwan
Taiwan Semiconductor	Taiwan
Uni-President	Taiwan
Wistron	Taiwan
WPG Holdings	Taiwan
Yageo Corporation	Taiwan
Yuanta Financial Holding	Taiwan
Advanced Info Service	Thailand
Airports of Thailand	Thailand
Asia Aviation	Thailand
Bangchak Petroleum	Thailand
Bangkok Aviation Fuel Services	Thailand
Bangkok Bank	Thailand
Bangkok Expressway	Thailand
Bangkok Metro	Thailand
Big C Supercenter	Thailand
Central Pattana	Thailand
CH Karnchang	Thailand
Charoen Pokphand Foods	Thailand
CIMB Thai Bank	Thailand
COL PCL	Thailand
CP All	Thailand
Delta Electronics (Thailand)	Thailand
Eastern Water Resources	Thailand
Electricity Generating	Thailand
Hana Microelectronics	Thailand
HomePro	Thailand

<b>Company name</b>	<b>Country</b>
Indorama Ventures	Thailand
Intouch Holdings	Thailand
IRPC	Thailand
Kasikornbank	Thailand
Kiatnakin Bank	Thailand
Krung Thai Bank	Thailand
Krungsri Bank of Ayudhya	Thailand
Krungthai Card	Thailand
Land and Houses	Thailand
LH Financial Group	Thailand
MBK	Thailand
Minor International	Thailand
Pruksa Real Estate	Thailand
PTT Exploration and Production	Thailand
PTT Global Chemical	Thailand
PTT PCL	Thailand
Ratchaburi Electricity Generating Holding	Thailand
Samart Corporation	Thailand
Samart Telcoms	Thailand
Siam Cement	Thailand
Siam Commercial Bank	Thailand
Sino-Thai Engineering and Construction	Thailand
Supalai	Thailand
Thai Beverage	Thailand
Thai Oil	Thailand
Thai Vegetable Oil	Thailand
Thaicom	Thailand
Thanachart Capital	Thailand
Tisco Financial Group	Thailand
TMB Bank	Thailand
Total Access Communication	Thailand
True Corporation	Thailand
WHA Industrial Development Plc	Thailand
Asia Commercial Bank	Vietnam
Bao Viet Holdings	Vietnam
Bao Viet Securities Joint Stock	Vietnam
Baominh Insurance	Vietnam
BIDV Insurance	Vietnam
Binh Chanh Construction Investment Shareholding	Vietnam
Binh Minh Plastics Joint Stock	Vietnam

<b>Company name</b>	<b>Country</b>
CNG Viet Nam Joint Stock	Vietnam
Commercial Bank for Investment & Development of Vietnam	Vietnam
COTEC Construction Joint Stock	Vietnam
DHG Pharmaceutical Joint Stock	Vietnam
Dry Cell and Storage Battery Joint Stock	Vietnam
Everpia Viet Nam Joint Stoc	Vietnam
FPT	Vietnam
Gemadept	Vietnam
Ho Chi Minh City Securities	Vietnam
Ho Chi Minh Infrastructure Investment Joint Stock	Vietnam
Hoa Binh Construction & Real Estate	Vietnam
Hoa Phat Group Joint Stock	Vietnam
Hoa Sen Group	Vietnam
Hoang Anh Gia Lai Joint Stock	Vietnam
Hoang Huy Investment Services Joint Stock	Vietnam
Imexpharm	Vietnam
Joint Stock Commercial Bank for Foreign Trade of Vietnam	Vietnam
Khang Dien House Trading and Investment JSC	Vietnam
Kinh Bac City Development Holding	Vietnam
Kinh Do	Vietnam
Masan Group	Vietnam
Military Commercial Joint Stock Bank	Vietnam
Nam Long Investment	Vietnam
National Commercial Citizen Joint Stock	Vietnam
NBB Investment	Vietnam
Pan Pacific	Vietnam
PetroViet Nam Drilling & Well Service	Vietnam
PetroViet Nam Fertilizer and Chemicals	Vietnam
PetroViet Nam Gas Joint Stock	Vietnam
Phu Nhuan Jewelry Joint Stock	Vietnam
Refrigeration Electrical Engineering	Vietnam
SACOM Development and Investment	Vietnam
Sai Gon - Hanoi Commercial Joint Stock Bank	Vietnam
Sai Gon Securities	Vietnam
Sai Gon Thuong Tin Commercial Joint Stock Bank	Vietnam
Saigon General Service	Vietnam
SMC Trading Investment Joint Stock	Vietnam
Tan Tao Investment and Industry	Vietnam
Thanh Cong Textile Garment Investment Trading Joint Stock	Vietnam
Thien Long Group	Vietnam

---

<b>Company name</b>	<b>Country</b>
Thu Duc Housing Development	Vietnam
Tien Phong Plastic JSC	Vietnam
Traphaco Joint Stock	Vietnam
Viet Nam Dairy Products Joint Stock	Vietnam
Viet Nam Export Import Commercial Joint Stock Bank	Vietnam
Vietin Bank	Vietnam
Vingroup	Vietnam

---

**Table S2a***Descriptive Statistics for Environmental Sustainability Ratings in Sample 1 (U.S. Companies)*

	<i>N</i>	Mean	Median	SD	1 <sup>st</sup> Quartile	3 <sup>rd</sup> Quartile
<b>CSRHub</b>						
Environment Score	<b>421</b>	<b>54.43</b>	<b>54.97</b>	<b>9.33</b>	<b>47.47</b>	<b>61.78</b>
Energy & Climate	418	60.27	62.00	9.83	53.59	67.95
Environmental Policy and Reporting	421	52.03	53.13	11.08	43.48	61.09
Resource Management	421	51.22	51.06	8.51	44.28	58.04
<b>S&amp;P Global</b>						
Environment Score	<b>361</b>	<b>32.53</b>	<b>30.00</b>	<b>27.4</b>	<b>6.00</b>	<b>53.00</b>
Operational Eco-Efficiency	361	29.72	27.00	27.82	0.00	52.00
Climate Strategy	361	37.84	39.00	33.14	0.00	66.00
Environmental Reporting	361	41.79	47.00	35.85	0.00	66.00
<b>Thomson Reuters</b>						
Environment Score	<b>379</b>	<b>0.71</b>	<b>0.83</b>	<b>0.27</b>	<b>0.57</b>	<b>0.93</b>
Resource Use	379	0.58	0.67	0.33	0.32	0.86
Emissions	379	0.56	0.62	0.32	0.32	0.85
Innovation	379	0.33	0.28	0.33	0.00	0.58



**Table S2a**

*Descriptive Statistics for Environmental Sustainability Ratings in Sample 2 (European, MENA, & Asian Companies)*

	<i>N</i>	<b>Mean</b>	<b>Median</b>	<i>SD</i>	<b>1<sup>st</sup> Quartile</b>	<b>3<sup>rd</sup> Quartile</b>
<b><u>Europe</u></b>						
<b>CSRHub</b>						
Environment Score	<b>461</b>	<b>60.06</b>	<b>61.39</b>	<b>8.45</b>	<b>55.00</b>	<b>66.56</b>
Energy & Climate	454	64.13	66.64	9.42	58.12	71.29
Environmental Policy and Reporting	461	60.99	62.25	10.06	55.10	68.43
Resource Management	460	55.29	55.71	7.88	50.17	61.33
<b>S&amp;P Global</b>						
Environment Score	<b>395</b>	<b>52.14</b>	<b>53.00</b>	<b>28.57</b>	<b>28.50</b>	<b>79.00</b>
Operational Eco-Efficiency	395	48.96	52.00	30.08	22.50	75.00
Climate Strategy	395	50.96	61.00	35.31	5.50	82.00
Environmental Reporting	395	73.84	84.00	28.95	52.00	98.00
<b>Thomson Reuters</b>						
Environment Score	<b>449</b>	<b>0.81</b>	<b>0.91</b>	<b>0.21</b>	<b>0.77</b>	<b>0.94</b>
Resource Use	450	0.69	0.78	0.28	0.53	0.92
Emissions	450	0.70	0.77	0.26	0.56	0.91
Innovation	450	0.48	0.52	0.34	0.17	0.80
<b><u>Middle East and North Africa</u></b>						
<b>CSRHub</b>						
Environment Score	<b>161</b>	<b>51.59</b>	<b>52.47</b>	<b>11.11</b>	<b>45.62</b>	<b>60.11</b>
Energy & Climate	142	54.28	53.95	11.69	47.14	63.47
Environmental Policy and Reporting	160	49.70	51.00	12.45	39.14	60.11
Resource Management	156	52.52	52.16	11.70	44.62	61.27
<b>S&amp;P Global</b>						
Environment Score	<b>74</b>	<b>12.20</b>	<b>0.00</b>	<b>19.37</b>	<b>0.00</b>	<b>16.00</b>
Operational Eco-Efficiency	74	11.82	0.00	22.36	0.00	10.50
Climate Strategy	74	6.73	0.00	18.18	0.00	0.00
Environmental Reporting	74	24.07	0.00	35.04	0.00	50.00
<b>Thomson Reuters</b>						
Environment Score	<b>114</b>	<b>0.49</b>	<b>0.43</b>	<b>0.32</b>	<b>0.17</b>	<b>0.83</b>
Resource Use	116	0.33	0.22	0.32	0.00	0.60

Emissions	116	0.32	0.27	0.31	0.00	0.58
Innovation	116	0.18	0.00	0.28	0.00	0.32

**Asia**

**CSRHub**

Environment Score	<b>603</b>	<b>31.67</b>	<b>20.00</b>	<b>30.48</b>	<b>5.00</b>	<b>61.00</b>
Energy & Climate	602	27.93	16.00	29.81	0.00	51.00
Environmental Policy and Reporting	603	28.09	0.00	36.72	0.00	65.00
Resource Management	603	49.39	50.00	37.67	0.00	87.00

**S&P Global**

Environment Score	<b>603</b>	<b>31.67</b>	<b>20.00</b>	<b>30.48</b>	<b>5.00</b>	<b>61.00</b>
Operational Eco-Efficiency	602	27.93	16.00	29.81	0.00	51.00
Climate Strategy	603	28.09	0.00	36.72	0.00	65.00
Environmental Reporting	603	49.39	50.00	37.67	0.00	87.00

**Thomson Reuters**

Environment Score	<b>633</b>	<b>0.73</b>	<b>0.84</b>	<b>0.25</b>	<b>0.59</b>	<b>0.93</b>
Resource Use	633	0.52	0.55	0.30	0.29	0.78
Emissions	633	0.58	0.62	0.29	0.35	0.83
Innovation	633	0.36	0.37	0.32	0.00	0.64

---



Sample / Country	N	Number Employees 2018	Total Assets 2018	Longevity Est.	Longevity Inc.	CH01	CH02	CH03	CH04	CH05	CH06	CH07	CH08	CH09	CH10	CH11	CH12	CH13	CH14	CH15	CH16	SP01	SP02	SP03	SP04	SP05	SP06	SP07	SP08	SP09	SP10	SP11	SP12	SP13	SP14	SP15	SP16	SP17	TR01	TR02	TR03	TR04	TR05	TR06	TR07	TR08	TR09	TR10	TR11	TR12	TR13	TR14		
Lebanon	4	3	4	4	3	3	3	3	3	3	4	4	4	4	2	4	4	4	4	4	4	0	0	0	0	0	0	0	0	0	0	0	0	0	0	0	0	0	0	0	0	0	0	0	0	0	0	0	0	0	0	0		
Morocco	20	13	14	18	3	3	11	10	11	11	11	11	11	11	3	4	7	11	11	11	11	10	0	0	0	0	0	0	0	0	0	0	0	0	0	0	0	0	0	2	2	2	2	2	2	2	2	2	2	2	2	2	2	
Oman	3	1	1	2	1	1	1	1	1	1	1	1	1	1	1	1	1	1	1	1	1	0	0	0	0	0	0	0	0	0	0	0	0	0	0	0	0	0	1	1	1	1	1	1	1	1	1	1	1	1	1	1		
Qatar	19	2	17	17	11	13	15	15	15	15	15	15	15	13	13	13	15	15	15	15	15	12	12	12	12	12	12	12	12	12	12	12	12	12	12	12	12	12	12	12	12	12	12	12	12	12	12	12	12	12	12	12		
Saudi Arabia	48	20	46	44	15	32	36	32	35	35	35	37	36	33	33	34	34	37	37	37	36	27	27	27	27	27	27	27	27	27	27	27	27	27	27	27	27	27	27	27	27	27	27	27	27	27	27	27	27	27	27	27		
Tunisia	20	3	19	18	4	1	2	2	2	2	2	2	2	0	1	2	2	2	2	2	2	0	0	0	0	0	0	0	0	0	0	0	0	0	0	0	0	0	0	0	0	0	0	0	0	0	0	0	0	0	0	0		
Turkey	170	49	55	48	24	21	38	35	38	37	40	44	43	23	28	35	36	45	43	45	43	12	12	12	12	12	12	12	12	12	12	12	12	12	12	12	12	12	12	12	12	12	12	12	12	12	12	12	12	12	12	12		
United Arab Emirates	29	6	26	18	20	14	21	15	21	18	19	21	19	18	17	19	19	21	21	21	21	8	8	8	8	8	8	8	8	8	8	8	8	8	8	8	8	8	8	8	8	8	8	8	8	8	8	8	8	8	8	8	8	
<i>Asia</i>																																																						
China	254	253	252	226	95	190	216	206	216	213	213	217	216	195	192	195	212	218	217	218	217	156	156	156	156	156	156	156	156	156	156	156	156	156	156	156	156	156	156	156	156	156	156	156	156	156	156	156	156	156	156	156	156	156
Hong Kong	55	55	55	37	40	55	55	55	55	55	55	55	55	54	55	55	55	55	55	55	55	44	44	44	44	44	44	44	44	44	44	44	44	44	44	44	44	44	44	44	44	44	44	44	44	44	44	44	44	44	44	44	44	
Indonesia	50	49	49	47	12	31	34	32	34	34	34	34	34	30	32	32	33	34	34	34	34	23	23	23	23	23	23	23	23	23	23	23	23	23	23	23	23	23	23	23	23	23	23	23	23	23	23	23	23	23	23	23	23	23
Japan	222	221	221	213	187	205	209	206	209	209	209	209	209	206	205	206	209	209	209	209	209	189	189	188	189	189	189	189	189	189	189	189	189	189	189	189	189	189	189	189	189	189	189	189	189	189	189	189	189	189	189	189	189	
Malaysia	49	47	49	38	30	31	45	44	45	45	45	45	45	33	44	44	37	45	45	45	45	26	26	26	26	26	26	26	26	26	26	26	26	26	26	26	26	26	26	26	26	26	26	26	26	26	26	26	26	26	26	26	26	
Philippines	50	49	50	43	46	25	37	31	37	37	38	39	37	30	36	37	38	39	39	39	39	15	15	15	15	15	15	14	15	14	14	15	15	15	15	15	15	15	15	15	15	15	15	15	15	15	15	15	15	15	15	15	15	
Singapore	51	40	46	33	34	35	39	37	39	38	38	39	39	32	38	38	38	39	39	39	39	19	19	19	19	19	19	19	19	19	19	19	19	19	19	19	19	19	19	19	19	19	19	19	19	19	19	19	19	19	19	19	19	
South Korea	62	54	62	59	21	58	59	58	59	59	59	59	59	58	58	59	59	59	59	59	59	59	59	59	59	59	59	59	59	59	59	59	59	59	59	59	59	59	59	59	59	59	59	59	59	59	59	59	59	59	59	59	59	
Taiwan	47	37	47	44	31	44	45	44	45	44	44	45	45	44	44	44	44	45	45	45	45	40	40	40	40	40	40	40	40	40	40	40	40	40	40	40	40	40	40	40	40	40	40	40	40	40	40	40	40	40	40	40	40	
Thailand	53	26	51	46	25	31	43	39	43	41	41	43	43	31	38	39	38	43	43	43	43	32	32	32	32	32	32	31	32	32	32	32	32	32	32	32	32	32	32	32	32	32	32	32	32	32	32	32	32	32	32	32	32	
Vietnam	54	49	52	51	18	1	30	14	30	21	17	30	30	2	3	4	17	30	26	30	29	0	0	0	0	0	0	0	0	0	0	0	0	0	0	0	0	0	0	0	0	0	0	0	0	0	0	0	0	0	0	0	0	

*Note.* N = total number of companies included for this country. All other values represent the number of companies for which data were available from a given country. Longevity Est. = Establishment longevity (S&P Global); Longevity Inc. = Incorporation Longevity (S&P Global); CH01 = CSRHub Ratings Overall; CH02 = CSRHub Ratings Environment; CH03 = CSRHub Ratings Energy\_Climate\_Change; CH04 = CSRHub Ratings Environment\_Policy\_Reporting; CH05 = CSRHub Ratings Resource\_Management; CH06 = CSRHub Ratings Social; CH07 = CSRHub Ratings Community\_Dev\_Philanthropy; CH08 = CSRHub Ratings Human\_Rights\_Supply\_Chain; CH09 = CSRHub Ratings Product; CH10 = CSRHub Ratings Compensation\_Benefits; CH11 = CSRHub Ratings Diversity\_Labor\_Rights; CH12 = CSRHub Ratings Training\_Health\_Safety; CH13 = CSRHub Ratings Governance; CH14 = CSRHub Ratings Board; CH15 = CSRHub Ratings Leadership\_Ethics; CH16 = CSRHub Ratings Transparency\_Reporting; SP01 = S&P Global Ratings Overall; SP02 = S&P Global Ratings Environment; SP03 = S&P Global Ratings Operational\_Eco\_Efficiency; SP04 = S&P Global Ratings Climate\_Strategy; SP05 = S&P Global Ratings Environmental\_Reporting; SP06 = S&P Global Ratings Social; SP07 = S&P Global Ratings Labor\_Practice\_Indicator; SP08 = S&P Global Ratings Human\_Rights; SP09 = S&P Global Ratings Human\_Capital\_Development; SP10 = S&P Global Ratings Talent\_Attraction\_and\_Retention; SP11 = S&P Global Ratings Corporate\_Citizenship\_and\_Philanthropy; SP12 = S&P Global Ratings Governance; SP13 = S&P Global Ratings Corporate\_Governance; SP14 = S&P Global Ratings Materiality; SP15 = S&P Global Ratings Risk\_and\_Crisis\_Management; SP16 = S&P Global Ratings Codes\_of\_Business\_Conduct; SP17 = S&P Global Ratings Policy\_Influence; TR01 = Thomson Reuters Ratings Overall; TR02 = Thomson Reuters Ratings Environment; TR03 = Thomson Reuters Ratings ResourceUseScore; TR04 = Thomson Reuters Ratings EmissionsScore; TR05 = Thomson Reuters Ratings InnovationScore; TR06 = Thomson Reuters Ratings Social; TR07 = Thomson Reuters Ratings WorkforceScore; TR08 = Thomson Reuters Ratings HumanRightsScore; TR09 = Thomson Reuters Ratings CommunityScore; TR10 = Thomson Reuters Ratings ProductRespScore; TR11 = Thomson Reuters Ratings Governance; TR12 = Thomson Reuters Ratings ManagementScore; TR13 = Thomson Reuters Ratings ShareholdersScore; TR14 = Thomson Reuters Ratings CSRStrategyScore.

**Table S4***Descriptive Statistics for Longevity in Sample 1 and Sample 2*

	<i>N</i>	Mean	Median	<i>SD</i>	1 <sup>st</sup> Quartile	3 <sup>rd</sup> Quartile
<b>Sample 1: U.S. Companies</b>						
Established longevity	404	87.34	85.5	50.21	44.0	122.0
Incorporation longevity	341	49.21	38.0	34.62	25.0	64.0
<b>Sample 2: European, MENA, &amp; Asian Companies</b>						
<i>Europe</i>						
Established longevity	465	106.36	100.0	73.37	43.0	154.0
Incorporation longevity	211	48.84	32.0	43.40	20.5	68.0
<i>Middle East and North Africa</i>						
Established longevity	219	51.84	48.0	30.20	29.0	65.5
Incorporation longevity	121	39.20	33.0	21.94	21.0	53.0
<i>Asia</i>						
Established longevity	837	59.20	46.0	41.94	28.0	75.0
Incorporation longevity	539	47.07	37.0	30.39	21.0	73.0

**Table S5a***Correlations Among Environmental Sustainability Ratings in Sample 1 – U.S. Companies*

Variable	1	2	3	4	5	6	7	8	9	10	11	12	13	14
1 CSRHub - Resource Management		[.45, .61]	[.59, .71]	[.25, .44]	[.73, .81]	[.49, .63]	[.53, .67]	[.86, .90]	[.46, .61]	[.92, .94]	[.53, .67]	[.52, .66]	[.14, .32]	[-.00, .19]
2 S&P Global - Operational Eco-Efficiency	.54		[.53, .68]	[.28, .48]	[.41, .57]	[.53, .67]	[.74, .82]	[.59, .72]	[.77, .84]	[.53, .67]	[.90, .93]	[.47, .63]	[-.05, .16]	[.10, .30]
3 Thomson Reuters - Resource Use	.66	.61		[.33, .49]	[.48, .63]	[.74, .82]	[.53, .68]	[.68, .78]	[.53, .68]	[.64, .75]	[.58, .71]	[.78, .85]	[.13, .32]	[-.05, .15]
4 Thomson Reuters - Innovation	.35	.38	.41		[.25, .43]	[.25, .43]	[.34, .52]	[.29, .46]	[.33, .52]	[.29, .46]	[.33, .52]	[.55, .67]	[.04, .24]	[.05, .25]
5 CSRHub - Energy & Climate	.77	.49	.56	.34		[.36, .53]	[.43, .60]	[.79, .85]	[.35, .53]	[.91, .94]	[.45, .61]	[.45, .60]	[.09, .28]	[.03, .22]
6 Thomson Reuters - Emissions	.56	.60	.78	.35	.45		[.51, .66]	[.59, .71]	[.53, .67]	[.52, .66]	[.55, .69]	[.71, .80]	[.03, .23]	[-.03, .17]
7 S&P Global - Climate Strategy	.60	.78	.61	.43	.52	.59		[.65, .76]	[.72, .80]	[.59, .72]	[.87, .91]	[.53, .68]	[.03, .24]	[.07, .27]
8 CSRHub - Environmental Policy and Reporting	.88	.66	.74	.38	.82	.66	.71		[.59, .72]	[.95, .97]	[.67, .78]	[.64, .75]	[.13, .32]	[.04, .23]
9 S&P Global - Environmental Reporting	.54	.81	.61	.43	.45	.61	.77	.66		[.52, .66]	[.86, .90]	[.53, .67]	[.01, .22]	[.06, .27]
10 CSRHub - Environment Score	.93	.61	.70	.38	.92	.59	.66	.96	.59		[.61, .73]	[.59, .71]	[.14, .32]	[.03, .22]
11 S&P Global - Environment Score	.61	.92	.65	.43	.53	.63	.89	.73	.88	.67		[.54, .68]	[-.00, .21]	[.12, .32]
12 Thomson Reuters - Environment Score	.60	.55	.81	.62	.53	.76	.61	.70	.60	.65	.62		[.06, .26]	[-.03, .17]
13 Number of employees	.23	.06	.23	.14	.19	.13	.14	.23	.11	.23	.11	.16		[.04, .22]
14 Total assets	.09	.20	.05	.15	.13	.07	.17	.14	.16	.13	.22	.07	.13	

*Note.* Values below the diagonal represent zero-order correlations; values above the diagonal represent 95% confidence intervals for the respective correlations.

**Table S5b***Correlations Among Environmental Sustainability Ratings in Sample 2 – European Companies*

Variable	1	2	3	4	5	6	7	8	9	10	11	12	13	14
1 CSRHub - Resource Management		[.41, .56]	[.47, .60]	[.19, .37]	[.61, .71]	[.37, .52]	[.38, .54]	[.75, .82]	[.41, .57]	[.87, .90]	[.45, .60]	[.38, .53]	[.09, .27]	[.00, .18]
2 S&P Global - Operational Eco-Efficiency	.49		[.51, .65]	[.22, .41]	[.40, .56]	[.50, .64]	[.68, .77]	[.54, .67]	[.70, .79]	[.51, .64]	[.86, .90]	[.47, .61]	[.15, .34]	[.09, .28]
3 Thomson Reuters - Resource Use	.54	.58		[.34, .50]	[.48, .61]	[.70, .78]	[.45, .60]	[.61, .71]	[.56, .69]	[.59, .70]	[.54, .67]	[.72, .80]	[.13, .31]	[.10, .28]
4 Thomson Reuters - Innovation	.28	.32	.42		[.28, .45]	[.26, .43]	[.20, .39]	[.32, .47]	[.20, .39]	[.30, .46]	[.23, .42]	[.51, .63]	[.04, .22]	[.19, .36]
5 CSRHub - Energy & Climate	.66	.49	.55	.37		[.41, .55]	[.31, .48]	[.74, .81]	[.35, .52]	[.88, .91]	[.45, .60]	[.46, .60]	[.08, .26]	[.14, .32]
6 Thomson Reuters - Emissions	.44	.57	.74	.35	.49		[.45, .60]	[.54, .66]	[.56, .69]	[.49, .62]	[.53, .66]	[.66, .75]	[.11, .29]	[.11, .29]
7 S&P Global - Climate Strategy	.46	.73	.53	.30	.40	.53		[.53, .67]	[.65, .75]	[.46, .61]	[.85, .90]	[.41, .57]	[.14, .33]	[.08, .27]
8 CSRHub - Environmental Policy and Reporting	.78	.61	.66	.40	.78	.61	.60		[.57, .69]	[.93, .95]	[.62, .73]	[.56, .67]	[.11, .29]	[.09, .27]
9 S&P Global - Environmental Reporting	.50	.75	.63	.30	.44	.63	.70	.63		[.50, .64]	[.78, .84]	[.55, .68]	[.16, .35]	[.07, .27]
10 CSRHub - Environment Score	.89	.58	.64	.39	.90	.56	.53	.94	.58		[.57, .69]	[.53, .65]	[.11, .28]	[.10, .28]
11 S&P Global - Environment Score	.53	.89	.61	.33	.53	.60	.88	.68	.81	.64		[.49, .63]	[.15, .34]	[.16, .35]
12 Thomson Reuters - Environment Score	.46	.55	.76	.57	.53	.71	.49	.62	.62	.59	.57		[.06, .24]	[.09, .27]
13 Number of employees	.18	.24	.22	.13	.17	.20	.24	.20	.25	.20	.25	.15		[.15, .31]
14 Total assets	.09	.19	.19	.27	.23	.20	.18	.18	.17	.19	.25	.18	.23	

*Note.* Values below the diagonal represent zero-order correlations; values above the diagonal represent 95% confidence intervals for the respective correlations.

**Table S5c***Correlations Among Environmental Sustainability Ratings in Sample 2 – MENA Companies*

Variable	1	2	3	4	5	6	7	8	9	10	11	12	13	14
1 CSRHub - Resource Management		[.25, .62]	[.37, .65]	[.20, .52]	[.48, .69]	[.37, .65]	[.16, .56]	[.58, .76]	[.31, .66]	[.83, .91]	[.36, .69]	[.38, .65]	[-.18, .24]	[-.22, .10]
2 S&P Global - Operational Eco-Efficiency	.46		[.55, .80]	[.29, .66]	[.21, .60]	[.61, .83]	[.33, .67]	[.37, .70]	[.71, .87]	[.35, .69]	[.74, .89]	[.49, .77]	[-.14, .50]	[-.19, .28]
3 Thomson Reuters - Resource Use	.53	.70		[.49, .72]	[.31, .61]	[.84, .92]	[.30, .66]	[.58, .78]	[.67, .86]	[.50, .73]	[.64, .85]	[.87, .94]	[.20, .60]	[-.01, .35]
4 Thomson Reuters - Innovation	.37	.50	.61		[.32, .61]	[.43, .68]	[.21, .60]	[.34, .62]	[.33, .68]	[.31, .60]	[.36, .70]	[.63, .81]	[-.04, .42]	[.06, .41]
5 CSRHub - Energy & Climate	.60	.43	.47	.48		[.34, .63]	[.18, .58]	[.47, .69]	[.27, .63]	[.77, .88]	[.39, .71]	[.38, .66]	[.08, .47]	[.04, .36]
6 Thomson Reuters - Emissions	.52	.74	.88	.57	.49		[.32, .67]	[.50, .73]	[.71, .88]	[.48, .72]	[.72, .88]	[.80, .90]	[.06, .50]	[-.01, .35]
7 S&P Global - Climate Strategy	.38	.52	.50	.43	.40	.52		[.24, .62]	[.39, .71]	[.25, .63]	[.61, .83]	[.28, .65]	[.17, .69]	[-.12, .34]
8 CSRHub - Environmental Policy and Reporting	.68	.55	.69	.49	.59	.63	.45		[.50, .77]	[.86, .93]	[.52, .78]	[.56, .77]	[-.08, .32]	[-.21, .10]
9 S&P Global - Environmental Reporting	.51	.81	.78	.53	.47	.81	.57	.66		[.45, .74]	[.82, .93]	[.68, .87]	[.19, .71]	[.01, .45]
10 CSRHub - Environment Score	.87	.54	.63	.47	.83	.61	.46	.90	.62		[.52, .78]	[.52, .74]	[-.03, .36]	[-.13, .18]
11 S&P Global - Environment Score	.55	.83	.76	.55	.57	.82	.74	.67	.88	.67		[.64, .85]	[.09, .65]	[.03, .46]
12 Thomson Reuters - Environment Score	.53	.65	.91	.73	.53	.86	.49	.68	.79	.64	.76		[.17, .58]	[.09, .43]
13 Number of employees	.03	.20	.42	.20	.29	.29	.47	.13	.49	.17	.41	.39		[.18, .49]
14 Total assets	-.06	.05	.17	.24	.21	.17	.12	-.06	.24	.03	.26	.27	.35	

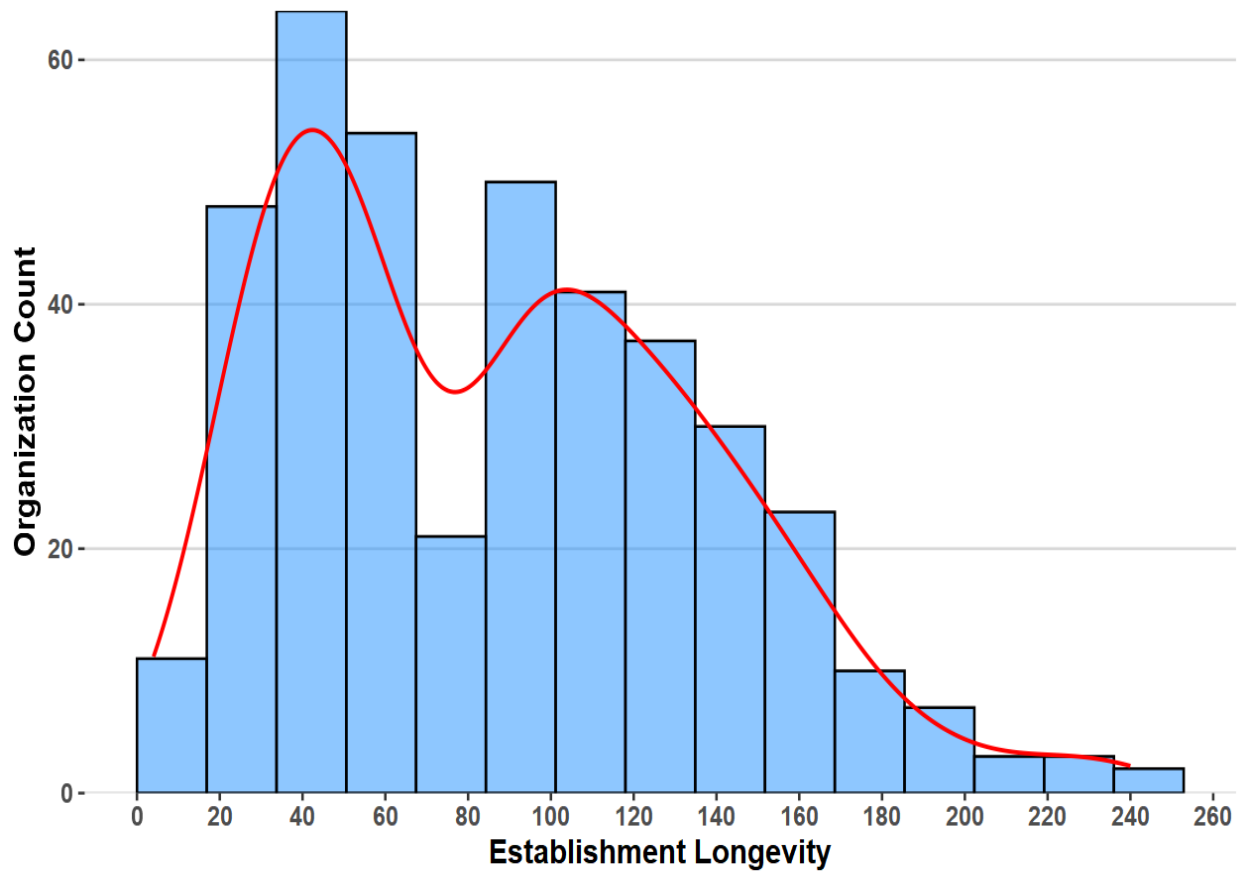
*Note.* Values below the diagonal represent zero-order correlations; values above the diagonal represent 95% confidence intervals for the respective correlations.



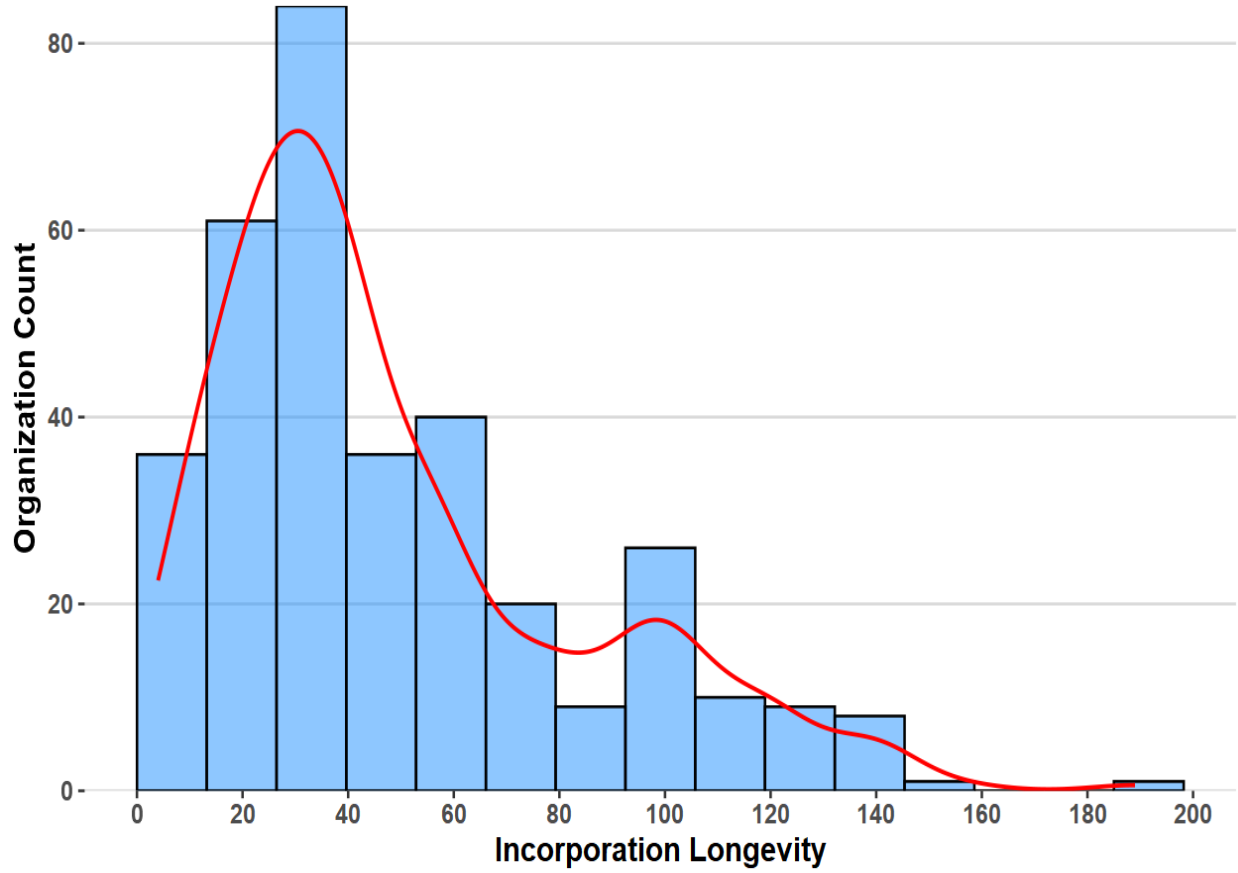
**Table S5d***Correlations Among Environmental Sustainability Ratings in Sample 2 – Asian Companies*

Variable	1	2	3	4	5	6	7	8	9	10	11	12	13	14
1 CSRHub - Resource Management		[.53, .64]	[.48, .59]	[.32, .46]	[.62, .70]	[.44, .55]	[.49, .61]	[.73, .79]	[.53, .64]	[.89, .91]	[.55, .65]	[.43, .55]	[-.01, .13]	[-.12, .02]
2 S&P Global - Operational Eco-Efficiency	.59		[.56, .66]	[.37, .51]	[.39, .52]	[.57, .68]	[.80, .85]	[.65, .73]	[.74, .80]	[.60, .69]	[.91, .93]	[.51, .62]	[-.03, .13]	[-.07, .09]
3 Thomson Reuters - Resource Use	.54	.61		[.35, .48]	[.35, .48]	[.72, .79]	[.52, .63]	[.56, .66]	[.66, .74]	[.53, .64]	[.61, .70]	[.70, .78]	[.01, .16]	[-.08, .07]
4 Thomson Reuters - Innovation	.39	.44	.42		[.31, .45]	[.41, .53]	[.37, .50]	[.38, .51]	[.41, .54]	[.39, .51]	[.41, .54]	[.58, .67]	[.07, .22]	[-.01, .14]
5 CSRHub - Energy & Climate	.66	.46	.42	.38		[.34, .47]	[.38, .51]	[.59, .68]	[.38, .51]	[.84, .88]	[.44, .56]	[.39, .52]	[.04, .18]	[.03, .17]
6 Thomson Reuters - Emissions	.50	.63	.76	.47	.40		[.53, .64]	[.59, .68]	[.65, .74]	[.52, .63]	[.60, .70]	[.74, .80]	[.01, .17]	[-.06, .10]
7 S&P Global - Climate Strategy	.55	.82	.58	.44	.45	.59		[.63, .71]	[.65, .73]	[.57, .67]	[.91, .93]	[.46, .58]	[-.03, .14]	[-.10, .06]
8 CSRHub - Environmental Policy and Reporting	.76	.69	.61	.44	.64	.63	.67		[.69, .76]	[.90, .92]	[.69, .77]	[.59, .68]	[.04, .18]	[-.04, .10]
9 S&P Global - Environmental Reporting	.59	.77	.70	.48	.45	.70	.69	.73		[.61, .71]	[.81, .86]	[.64, .73]	[.03, .19]	[.00, .16]
10 CSRHub - Environment Score	.90	.65	.59	.45	.86	.58	.62	.91	.66		[.64, .73]	[.54, .64]	[.04, .18]	[-.04, .10]
11 S&P Global - Environment Score	.61	.92	.66	.48	.50	.65	.92	.73	.84	.69		[.56, .66]	[.01, .17]	[-.01, .15]
12 Thomson Reuters - Environment Score	.49	.57	.74	.63	.46	.78	.53	.64	.68	.60	.61		[.07, .23]	[-.01, .14]
13 Number of employees	.06	.05	.08	.14	.11	.09	.05	.11	.11	.11	.09	.15		[.40, .50]
14 Total assets	-.05	.01	.00	.06	.10	.02	-.02	.03	.08	.03	.07	.06	.45	

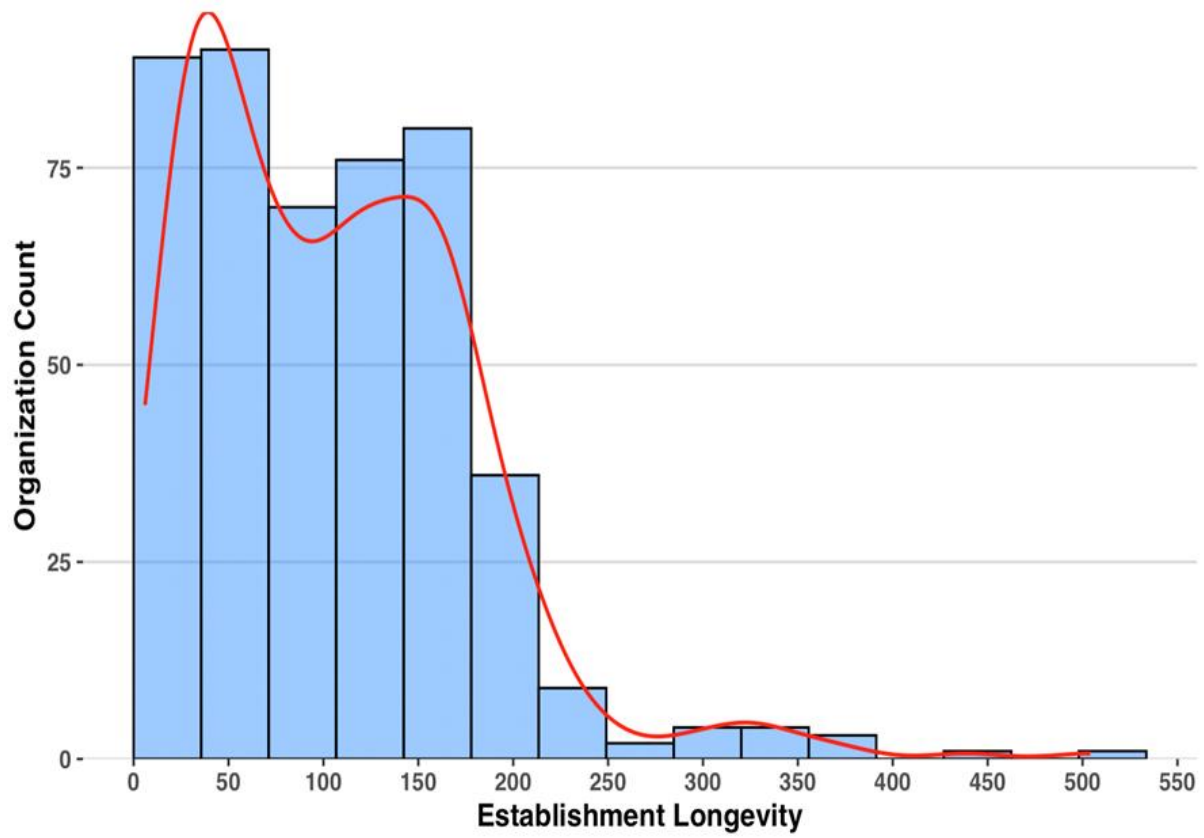
*Note.* Values below the diagonal represent zero-order correlations; values above the diagonal represent 95% confidence intervals for the respective correlations.



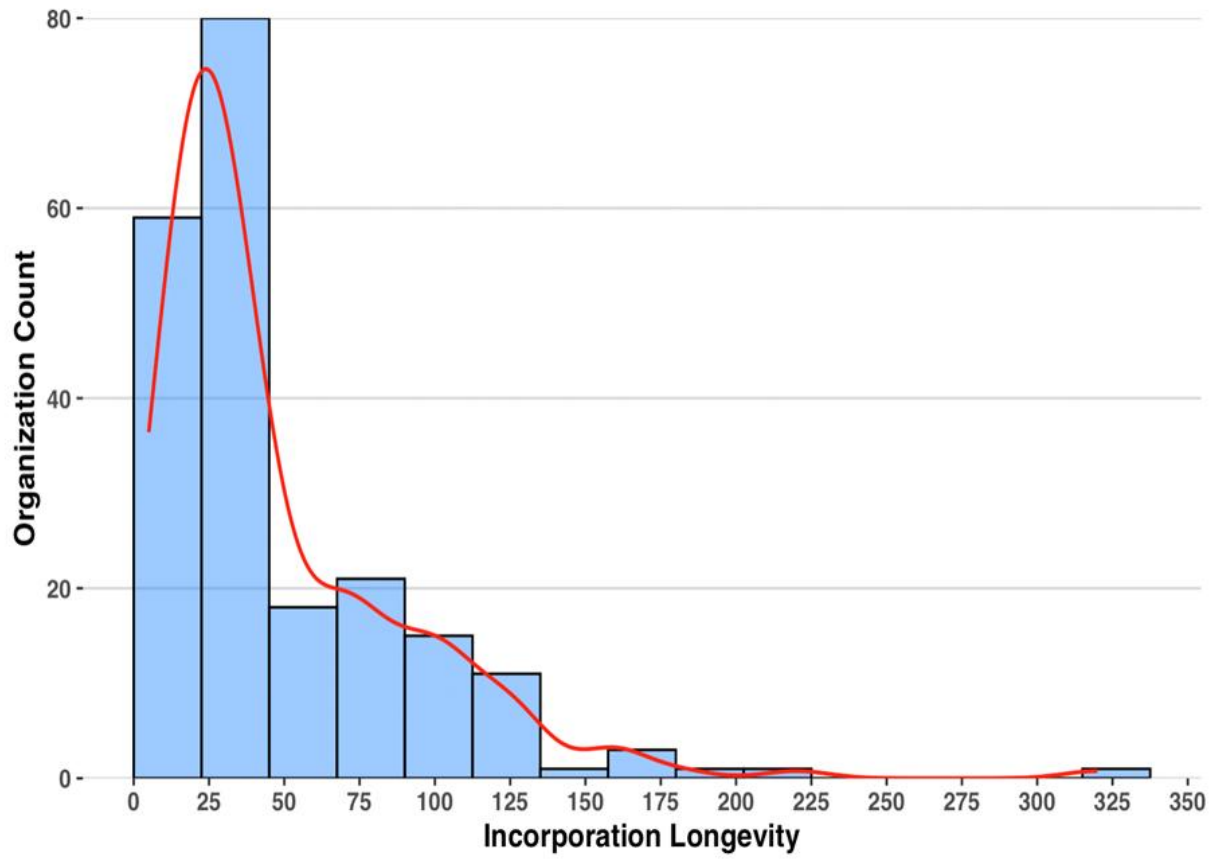
**Supplementary Figure S1.** Distribution of Establishment Longevity in Sample 1 (U.S. Companies)



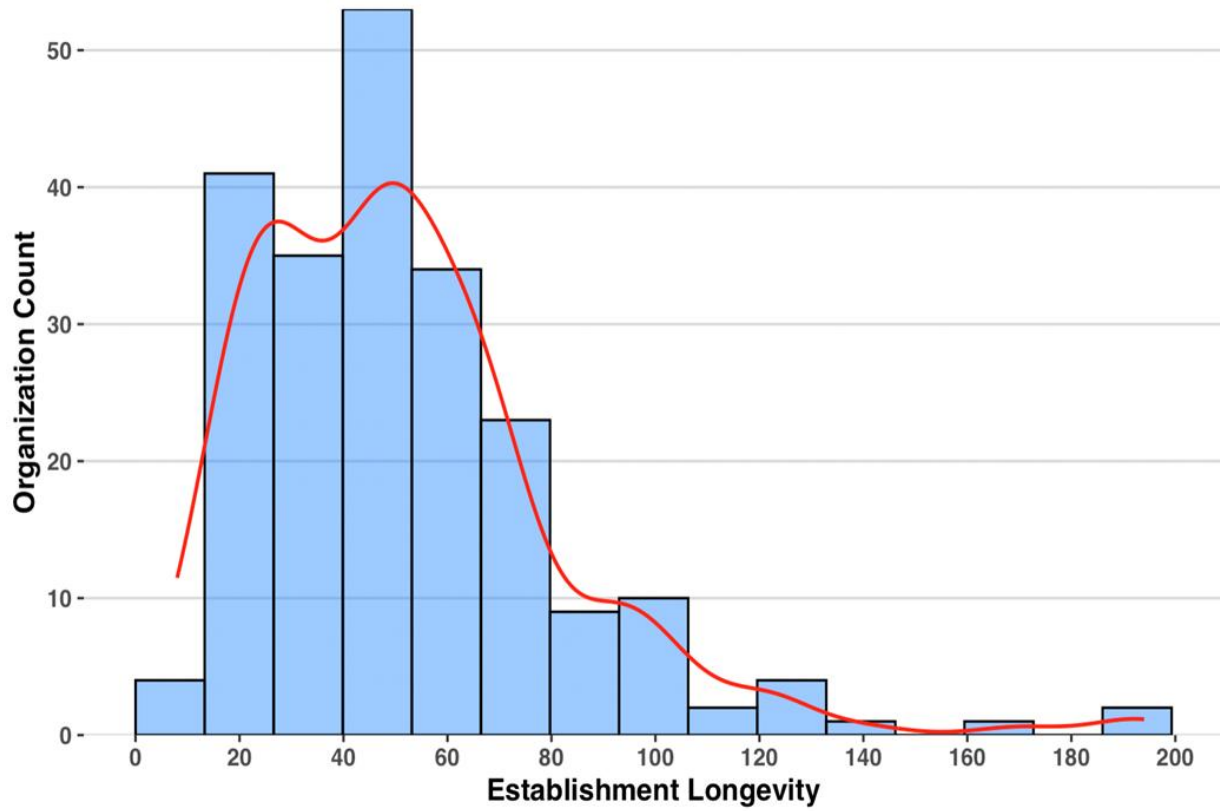
**Supplementary Figure S2.** Distribution of Incorporation Longevity in Sample 1 (U.S. Companies)



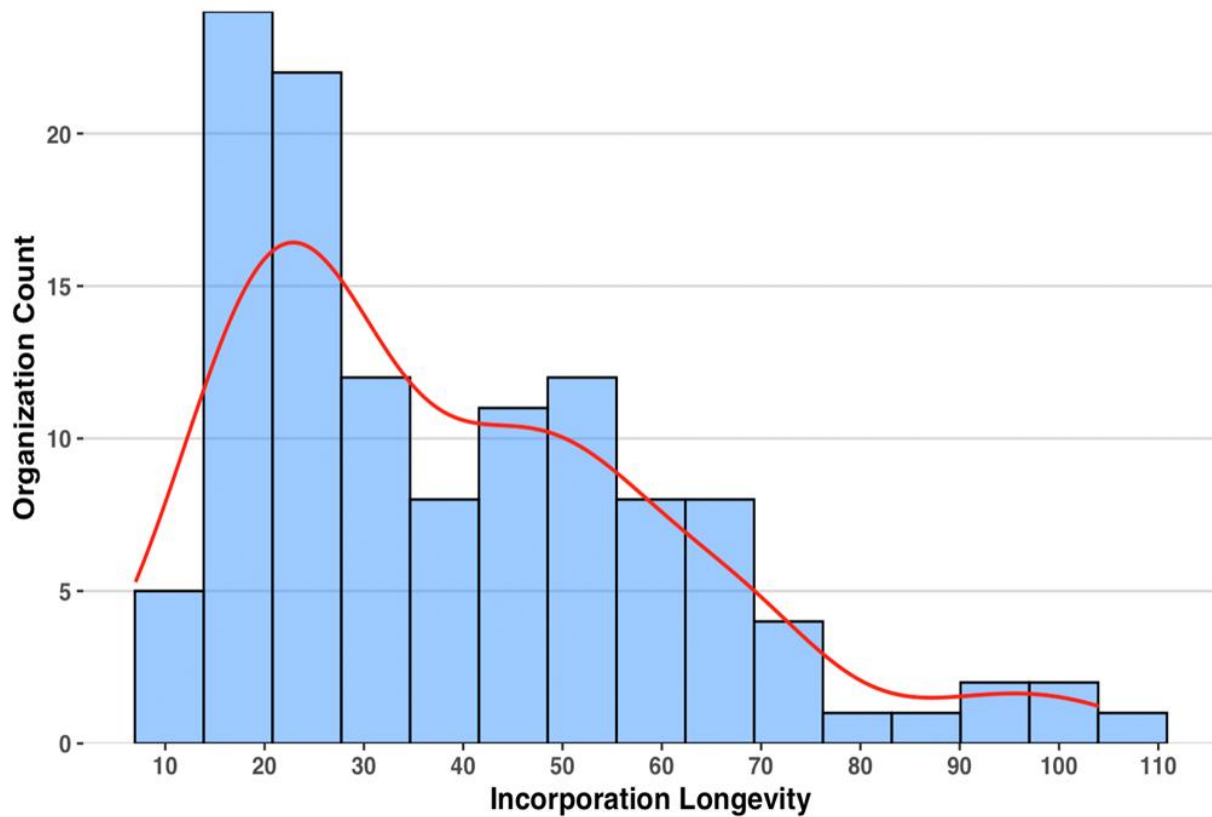
**Supplementary Figure S3.** Distribution of Establishment Longevity in Sample 2 (European Companies)



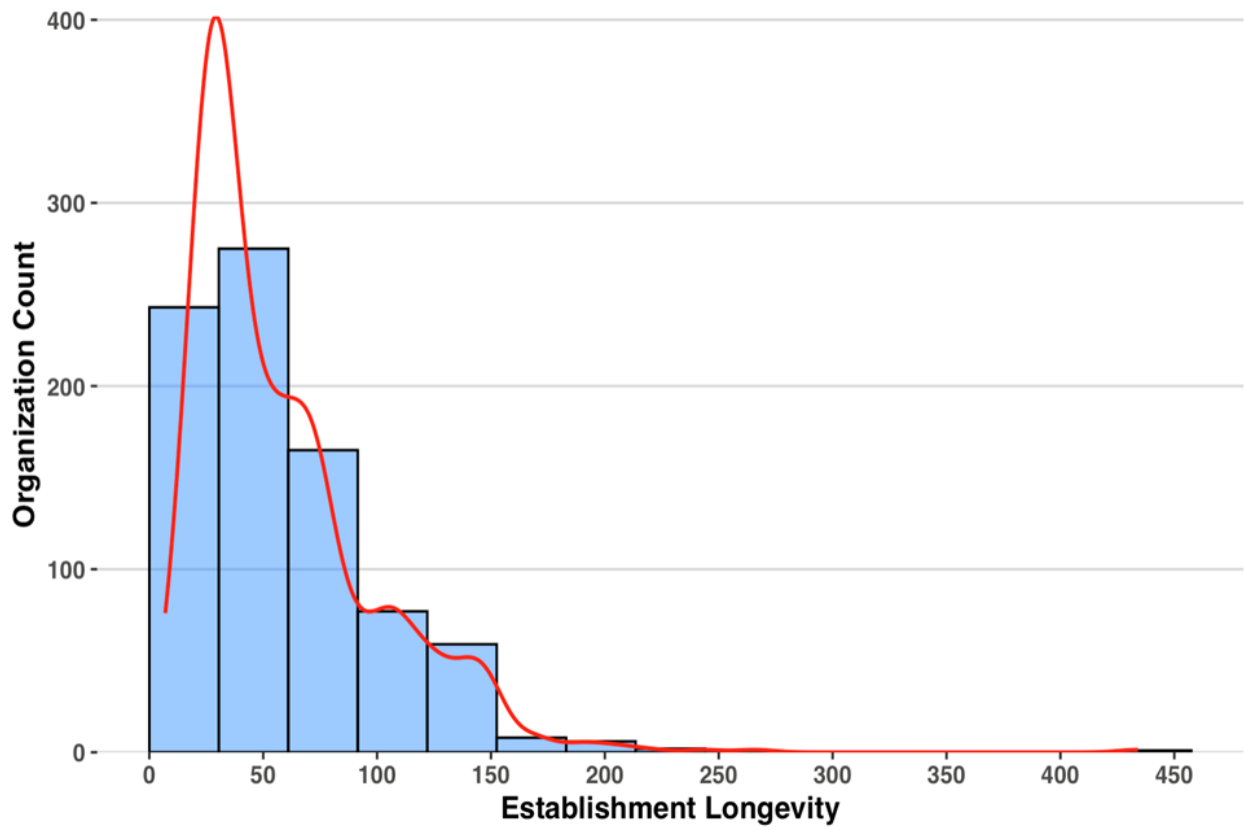
**Supplementary Figure S4.** Distribution of Incorporation Longevity in Sample 2 (European Companies)



**Supplementary Figure S5.** Distribution of Establishment Longevity in Sample 2 (Middle Eastern and North African Companies)

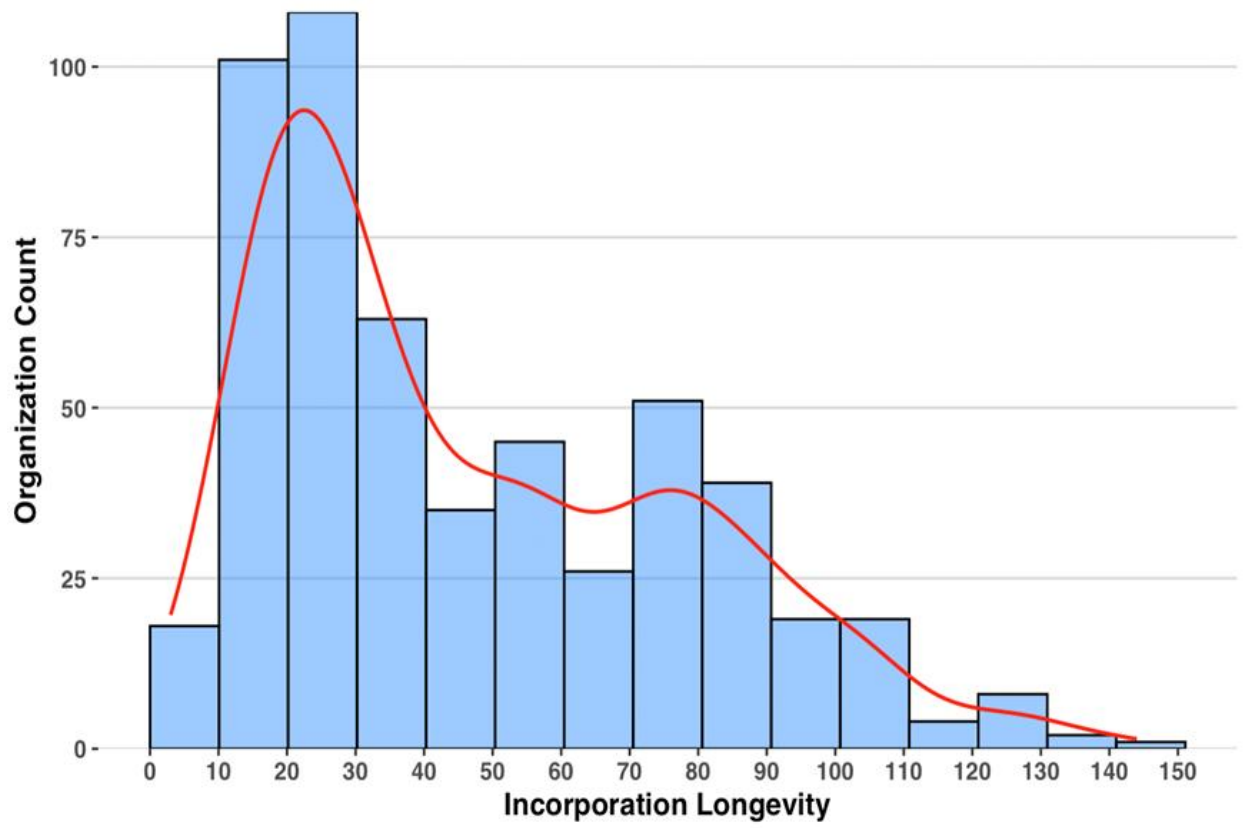


**Supplementary Figure S6.** Distribution of Incorporation Longevity in Sample 2 (Middle Eastern and North African Companies)



**Supplementary Figure S7.** Distribution of Establishment Longevity in Sample 2 (Asian Companies)





**Supplementary Figure S8.** Distribution of Incorporation Longevity in Sample 2 (Asian Companies)