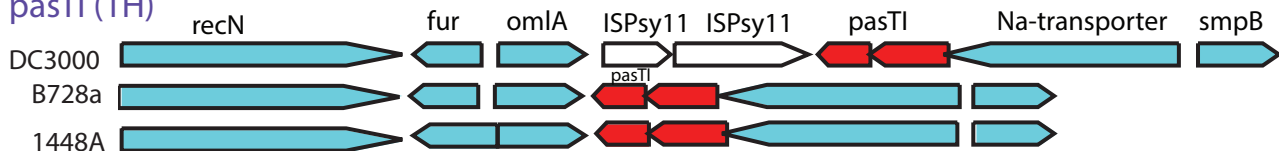
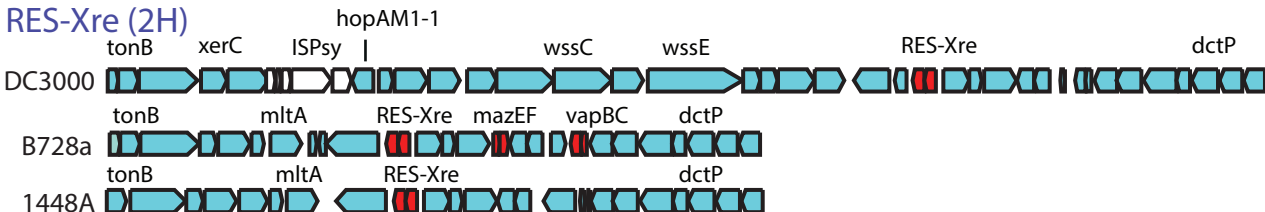


pasTI (1H)



RES-Xre (2H)



vapBC (3H)

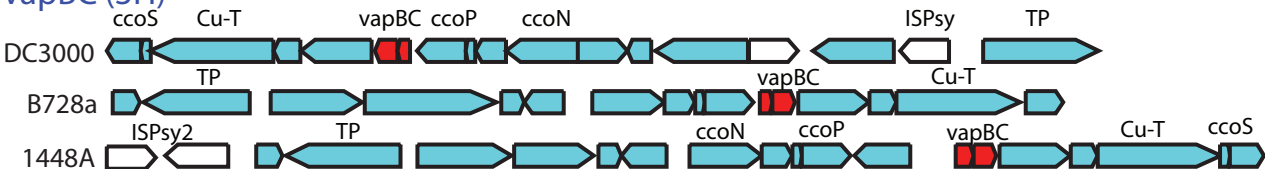


Fig. S7. Gene neighborhood analysis of the three major chromosomally linked TA systems. All three were associated to some mobile elements at least in one of the three model strains examined. (Gene color code; red-TA genes, white-transposon or IS element gene, cyan-other genes). In DC3000, RES was associated to a type III effector gene and the *wss* operon genes and *vapBC* region was inverted.