



A Review of Tunable Electromagnetic Metamaterials With Anisotropic Liquid Crystals

Jing Xu, Ruisheng Yang, Yuancheng Fan*, Quanhong Fu and Fuli Zhang*

Key Laboratory of Light-Field Manipulation and Information Acquisition, Ministry of Industry and Information Technology and School of Physical Science and Technology, Northwestern Polytechnical University, Xi'an, China

The performance of metamaterial is limited to a designed narrow band due to its resonant nature, it is highly desirable to incorporate active inclusions in metamaterials to extend the operation bandwidth. This review summarizes the development in realizing the tunability of electromagnetic response in metamaterials incorporated with nematic liquid crystal (LC). From rigorous comparison, it is found that the anisotropic property of nematic LC is essential in predicting the influence of LC molecular director orientation on the resonant frequency of metamaterials. By carefully designing the metamaterials and properly infiltrating LC, the operation frequency of single/double negative parameters of metamaterials can be dynamically modulated with remarkable red/blue-shift, depending on the LC molecular orientation angle. Moreover, the recent liquid crystal-based developments and novel applications are investigated and highlighted.

Keywords: tunable metamaterials, negative index metamaterial, liquid crystals, Liquid crystals reorientations, reconfigurable metamaterials

OPEN ACCESS

Edited by:

Petra Granitzer,
University of Graz, Austria

Reviewed by:

Iam Choon Khoo,
Pennsylvania State University,
United States

Andrey Miroshnichenko,
University of New South Wales,
Australia

*Correspondence:

Yuancheng Fan
phyfan@nwpu.edu.cn
Fuli Zhang
fuli.zhang@nwpu.edu.cn

Specialty section:

This article was submitted to
Optics and Photonics,
a section of the journal
Frontiers in Physics

Received: 24 November 2020

Accepted: 25 January 2021

Published: 24 February 2021

Citation:

Xu J, Yang R, Fan Y, Fu Q and Zhang F
(2021) A Review of Tunable
Electromagnetic Metamaterials With
Anisotropic Liquid Crystals.
Front. Phys. 9:633104.
doi: 10.3389/fphy.2021.633104

1 INTRODUCTION

In most cases, the electromagnetic parameters of natural materials are positive and larger than unity, while the materials whose optical parameters are less than unity or even negative are only investigated in specific hypotheses. Recently, metamaterials with customizable performance have attracted a great deal of attention in the fields of optics, electronics, physics, and materials, since their optical properties can be arbitrarily tailored by rationally designing their micro/nanostructures. Theoretically, the electromagnetic parameters of metamaterials (including the permittivity, permeability, and refractive index) can be designed with any desired values (even to negative), which provides an ideal platform for the free manipulation of electromagnetic waves.

In 1968, Veselago theoretically proposed a medium with both negative permittivity and permeability for the first time [1]. According to a rigorous analytical investigation, such a medium can exhibit various intriguing properties such as negative index, reversed Doppler effects, and perfect lens, etc. [2–5]. In natural materials, ferrite can exhibit negative permeability around its resonant frequencies, while metal can exhibit negative permittivity below its electron plasmon frequency [6]. However, research related to negative electromagnetic parameters has seldom been reported for a long time since natural materials rarely exhibit such special properties. To broaden the design strategies of material parameters, in 1996, Pendry proposed a kind of artificial structure with periodic split ring resonators (SRR), to significantly enhance the magnetic resonance and realize negative effective permeability [7]. Moreover, Pendry also designed a thin wire array to lower the plasma frequency and obtain a limited negative permittivity in a microwave frequency band [8]. Inspired by Pendry's works, D. R. Smith combined periodic metallic SRR and a wire array

together to promote simultaneous negative permittivity and permeability in a certain frequency band, and thus realized a negative refractive index for the first time in experiment [9]. They found that periodic SRR exhibited an effective negative permeability, and the wire array alone exhibited a negative permittivity below its effective plasma frequency, while with the SRR and wire array together, a passband would appear when both permittivity and permeability were negative. The experimental demonstration of negative index along with a serial confirmation of extraordinary behaviors has attracted increased interest for studies on metamaterials [10–12]. During the last few decades, metamaterials with various different structural designs including Omega [13], S type [14], and fishnet [15, 16], have been proposed. The rapid development of metamaterials has also stimulated many promising applications such as diffraction-unlimited imaging [17–19], invisible cloaks [20, 21], subwavelength high-Q cavities [22–25], polarization manipulation [26], and electromagnetic absorbers [27–30]. It is significant that the freely designable electromagnetic parameters of metamaterials are important for the implementation of such devices.

Metamaterials have shown exterior capability to manipulate electromagnetic waves, but there are still some problems hindering their development toward practical applications. As for traditional metamaterials, once the structural units are determined, they can only work well at a certain frequency range, which greatly limits their applications in practical engineering. The ever-increasing demand on designing versatile photonic devices inspires the rapid development of tunable metamaterials [31–35]. Several methods have been proposed to broaden their operation bandwidth with the incorporation of active inclusions, such as varactor diodes [36–38], semiconductors [39–41], ferroelectric [42], phase change materials [43], graphene [44–46], and anisotropic materials [47–50].

Liquid crystal (LC) has emerged as a promising candidate for the manipulation of light waves since its director axis and optical properties are strongly dependent on the surface effect and ambient temperature, and its optical properties are very sensitive to the variation of external fields (such as the electric field, magnetic field, light field, sound field, etc.) [51, 52]. The anisotropy of LC covers a wide frequency range from ultraviolet to microwave. Moreover, LC-based devices have many advantages such as small size, light weight, low cost, simple process, and continuous tunability. Therefore, as an excellent tunable functional material, LC is widely used in the optoelectronic fields. Recently, tunable metamaterials incorporated with liquid crystals have been widely reported in microwave, terahertz (THz), and even infrared bands. LC-based tunable metamaterials taking advantage of a large birefringence that can be dynamically controlled by applying external fields, have shown great potential to actively modulate the electromagnetic waves over a broad spectrum [15, 16, 47, 49, 50, 53–60].

Tunable LC metamaterials were first demonstrated in a microwave regime by applying external voltage [53, 59]. The reorientation of the nematic crystals takes a response time of 300 ms to obtain a frequency shift of 360 MHz with the voltage changing from 0 V to 100 V [59]. Khoo et al. theoretically

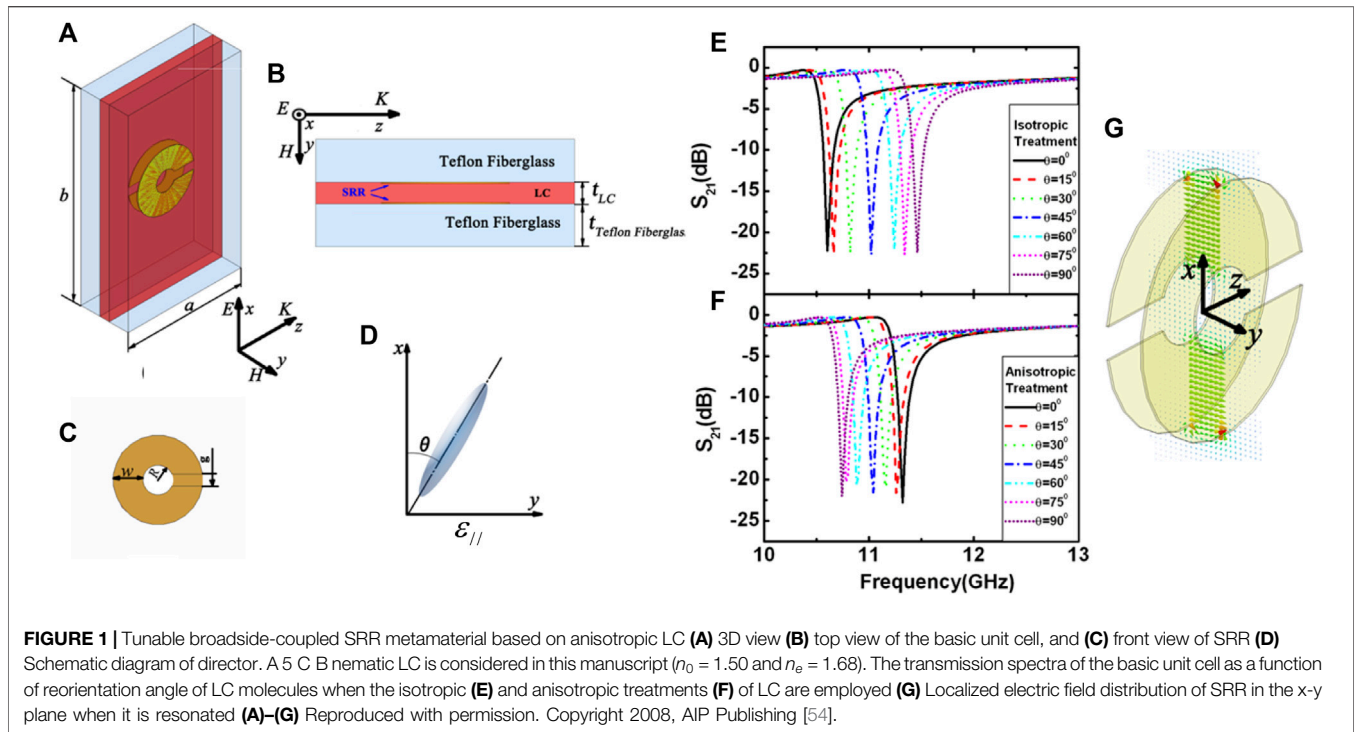
reported an analysis on tunable metamaterials based on core-shell nanospheres randomly dispersed in LC [47]. Werner et al. presented a reconfigurable metamaterial by sandwiching a nematic LC as a substrate into the conventional negative index metamaterial [50]. Wang et al. numerically investigated the tunability of metamaterials using a rigorous treatment for the LC director reorientation [49]. Compared to the control of microwaves, the manipulation of THz waves can be realized under a lower applied voltage with faster response speed due to the smaller required thickness of LCs. LC metamaterials with real-time control functions, such as polarization controllers [61], absorbers [62], and spatial light modulators [63] are employed in THz communications, imaging, sensing, detection, and other fields [64–69]. In 2013, Padilla et al. designed and implemented an LC-based tunable metamaterial absorber in the THz regime for the first time [70]. Subsequently, they also designed a THz spatial light modulation which could be independently controlled by a single pixel, and the overall modulation depth of the device reached 75% [71]. In 2017, Yang et al. used liquid crystals to achieve tunable THz metamaterial-like electromagnetically induced transparency and electromagnetically induced absorption, with modulation depths of 18.3 dB and 10.5 dB, respectively [72]. Vasić et al. realized an electrically adjustable liquid crystal THz metamaterial polarization converter based on a metal dielectric metal cavity structure [61]. Shen and others designed and implemented a multi-functional THz metamaterial device integrated with liquid crystal, which further expanded the application of liquid crystal metamaterial devices in the THz regime [73].

In this context, we will give a brief review for the development of tunable metamaterials incorporating liquid crystals. In **Section 2**, we will discuss the analytical approach for liquid crystals inside metamaterials in detail. **Section 3** presents tunable electromagnetic parameter metamaterials based on liquid crystals. A survey of the recent novel liquid crystal-based developments and application is conducted in **Section 4**. Finally, we will discuss some of the major limitations of LCs and envision a promising future of tunable metamaterials incorporating liquid crystals. Hopefully this review can promote the research on tunable and reconfigurable metamaterials with various active inclusions for the improvement of the operation bandwidth and smart electromagnetic responses.

2 ANALYTICAL APPROACH FOR LIQUID CRYSTALS INSIDE METAMATERIALS

During previous analysis for LCs incorporated into an artificial microstructure, an isotropic treatment was found to be effective provided that the EM fields exhibited isotropic field distributions as is the case for most of the 2D photonic crystals. This means that only consideration of the effective permittivity change of anisotropic LC along the incident electric field axis is required. For metamaterial, such an assumption is more doubtful and clearly the anisotropic distribution has to be taken into account.

In this section, we present a comparison of anisotropic and isotropic treatments for a C-type metamaterial. As shown in **Figure 1**, the SRR design used in the present work is composed of



double C-shaped strips with a back-to-back direction (Figure 1A) to avoid a magneto-electric response. The metal patterns are printed onto the surface of fiberglass slabs made by Teflon with voids, and then permeated with nematic LC [54]. It is assumed that the electric field of the incident beam is polarized along the x direction and the magnetic field of the incident beam is polarized along the y direction to illuminate the structure along z.

The LC layer is treated as a homogenous isotropic material during the first analysis. For aligned nematic liquid crystal, the electric field of the incident beam is polarized along the x direction (Figure 1), and its dielectric constant is approximately given as [56]:

$$\epsilon = \frac{\epsilon_{//}\epsilon_{\perp}}{\epsilon_{//}\sin^2\theta + \epsilon_{\perp}\cos^2\theta} \quad (1)$$

Where ϵ_{\perp} and $\epsilon_{//}$ represent the respective permittivities for the polarized beam perpendicular and parallel to the director axis n, θ denotes the rotation angle of the molecular director with respect to the x axis.

On the other hand, a rigorous tensor description for LC is introduced for the anisotropic permittivity of LC. For the LC plate with the initial vector of the molecules in the x direction, the director axis n can take all values $\{\cos\theta, \sin\theta, 0\}$ by applying a magneto/electric field based on the Fréedericksz effect. LC permittivity is described as follows [49, 55]:

$$\epsilon = \begin{pmatrix} \epsilon_{\perp} + \Delta\epsilon\cos^2\theta & 0 & \Delta\epsilon\cos\theta\sin\theta \\ 0 & \epsilon_{\perp} + \Delta\epsilon\sin^2\theta & 0 \\ \Delta\epsilon\cos\theta\sin\theta & 0 & \epsilon_{\perp} \end{pmatrix} \quad (2)$$

Where $\Delta\epsilon = \epsilon_{//} - \epsilon_{\perp}$

Figure 1 shows the frequency dependence of the metamaterial transport response on the liquid crystal reorientation angle. For the isotropic treatment (Figure 1E), when the LC orients from 0° to 90° , the resonance frequency of SRR increases gradually from 10.9 to 11.4 GHz whose change is 0.8 GHz. On the contrary, for an anisotropic treatment as shown in Figure 1F, the resonance frequency of SRR shifts toward a lower frequency with the increase of the liquid crystal orientation angle. Figure 1G shows the electric field distribution in the x-y plane when the SRR is resonated. It is observed that the localized electric field around SRR is mostly concentrated on the space between two C strips and parallel to the y-direction, instead of being polarized along the x-direction where the incident beam is polarized. Therefore, isotropic treatment is no longer so valid for the tunability analysis for the metamaterial [55]. As a matter of fact, the capacitance of the SRR depends on the permittivity component of ϵ_x , ϵ_y , and ϵ_z , of which ϵ_y dominates as shown in Figure 1C. When an external field orientates the liquid crystal director from paralleling x to paralleling y, ϵ_y will grow from ϵ_0 to ϵ_e , resulting in an increase in the capacitance and a decrease in the resonance frequency.

3 TUNABLE ELECTROMAGNETIC PARAMETER METAMATERIALS BASED ON LIQUID CRYSTALS

3.1 Tunable Negative Permeability Metamaterial

In this section, we will introduce two types of negative permeability metamaterial with frequency tunability via LC

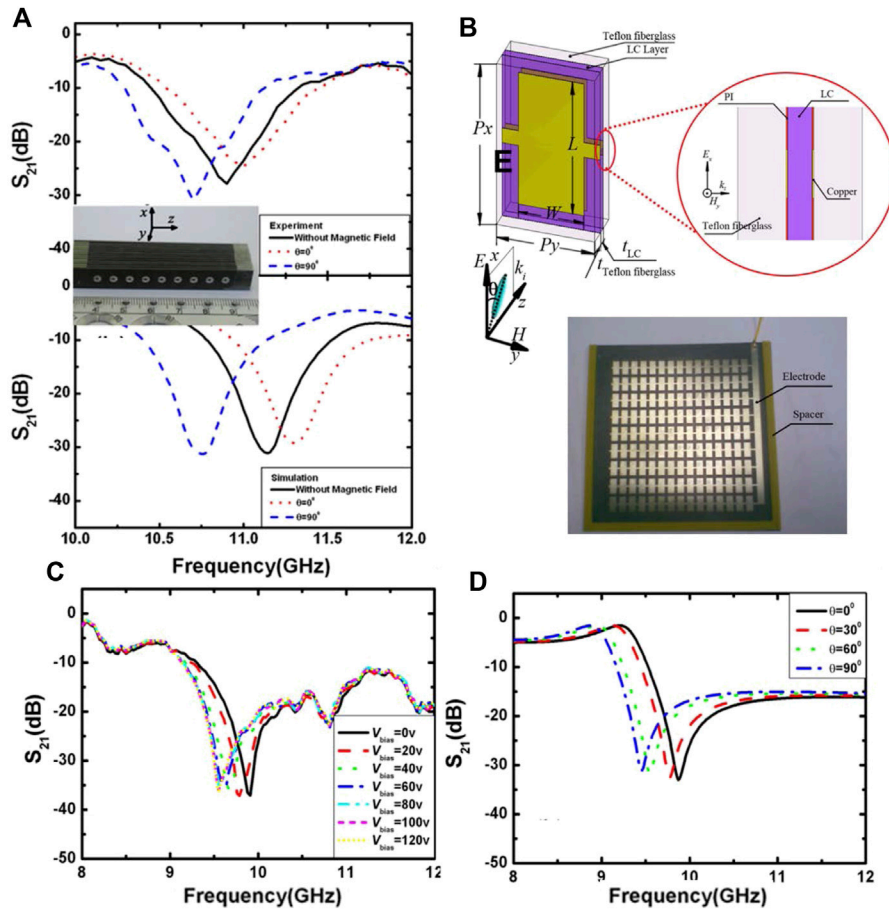


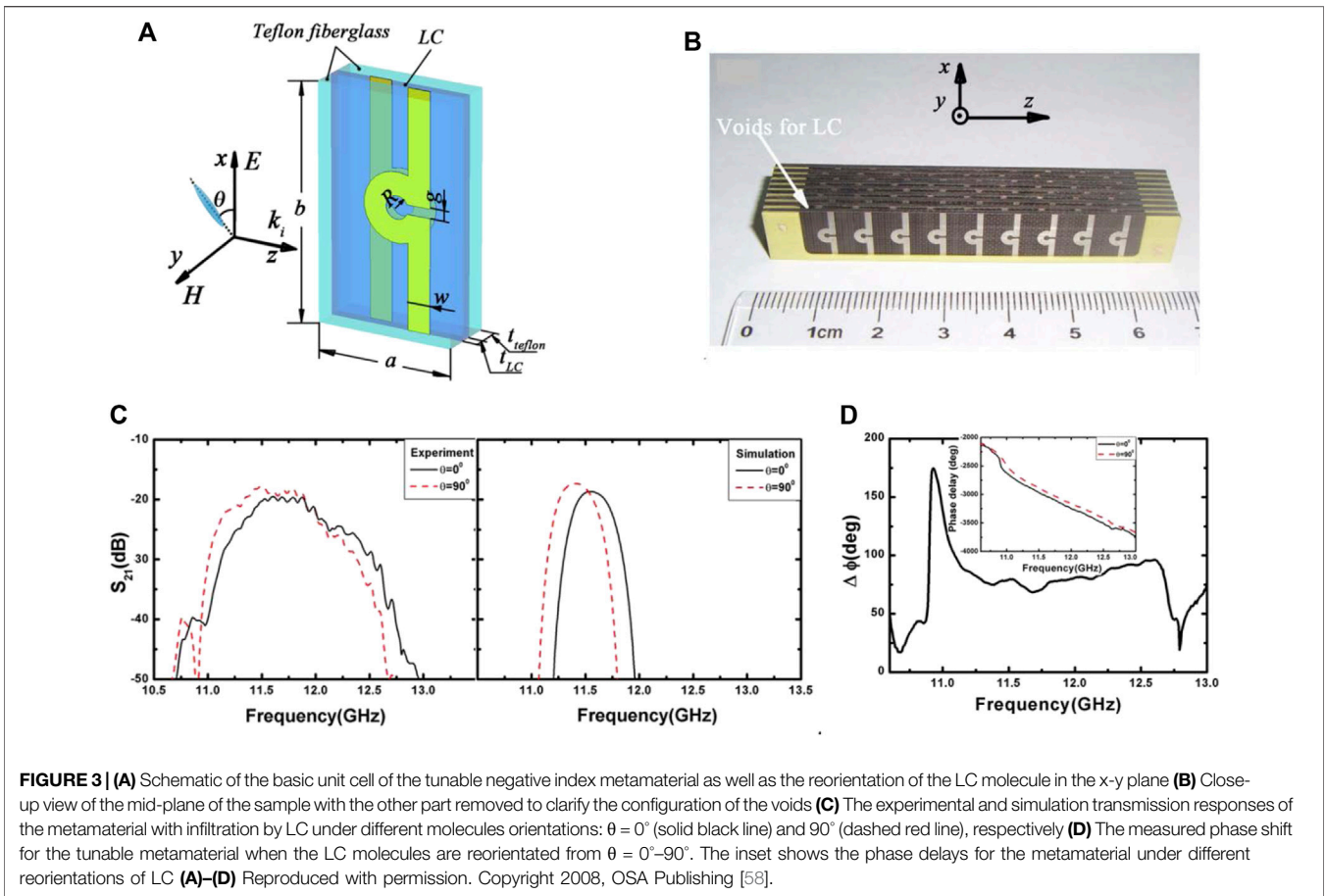
FIGURE 2 | (A) Demonstration of magnetically tunable SRR metamaterial. Inset is the view for the SRR prototype prepared for the infiltration of LC **(B)** Tunable short-wire pair-type of negative permeability metamaterial based on anisotropic LC **(C)** Experimental transmission magnitude for short-wire pair metamaterial as a function of external DC bias voltage **(D)** Numerical prediction of transmission spectra versus LC reorientation angle **(A)** Reproduced with permission. Copyright 2012, AIP Publishing [54] **(B)-(D)** Reproduced with permission. Copyright 2008, AIP Publishing [59].

reorientation. In **Figure 1**, a typical broadside coupling SRR incorporates an LC layer between two reversed C-type metallic patterns. The prototype sample was prepared using printed circuit board technology, as shown in the inset of **Figure 2A** [54]. The transfer rate of the tunable SRR archetype is measured in the following three conditions; i) the SRR without magnets (in this case the average permittivity is $\epsilon_0 = (2\epsilon_{\perp} + \epsilon_{\parallel})/3$), ii) applying the magnetic field along x ($\theta = 90^\circ$), and iii) along y ($\theta = 90^\circ$). The calculated results and experimental shown in **Figure 2A** indicate that a noticeable decrease occurs at 10.9 GHz for the instance without the external magnetic field. The resonance frequency increases to 11.0 and 10.7 GHz when the magnetic field is then applied parallel to the x and y axes, respectively. It can be seen that the dependency of the resonance frequency to the liquid crystal director reorientation corresponds to the calculating results that involve the description of the permittivity tensor of the nematic substance.

Unlike an SRR operating under grazing incidence with magnetic field perpendicular to its surface, **Figure 2B** shows an electrically tunable short-wire pair-type of negative

permeability metamaterial which can work under normal excitation of electromagnetic waves [59]. The unit cell of tunable metamaterial is made up of a couple of short wires put on the surface of fiberglass slabs made from Teflon with voids in between which were infiltrated with a nematic compound. And by adding an extra couple of narrower in-plane bars to connect neighbor unit cells. It can be assessed that such interconnecting bars do not change the magnetic resonance behavior of a short-wire pair. To give a preliminary orientation of LC, on the surface of the Teflon substrate and copper element is covered with a thin layer of polyimide (PI) to compel the nematic liquid crystal parallel to the short-wire surface in an alignment state [57, 59].

The transmission spectra for the short-wire metamaterial as a bias voltage function are given in **Figure 2C**. For zero-bias voltage, an obvious decrease takes place at 9.91 GHz, around that the effective permeability is anticipated to be negative. And the resonant frequency falls to 9.55 GHz as bias voltage gradually grows from 0 to 100 V. Then the saturation was adjusted and even the bias voltage was increased further. Therefore, the total



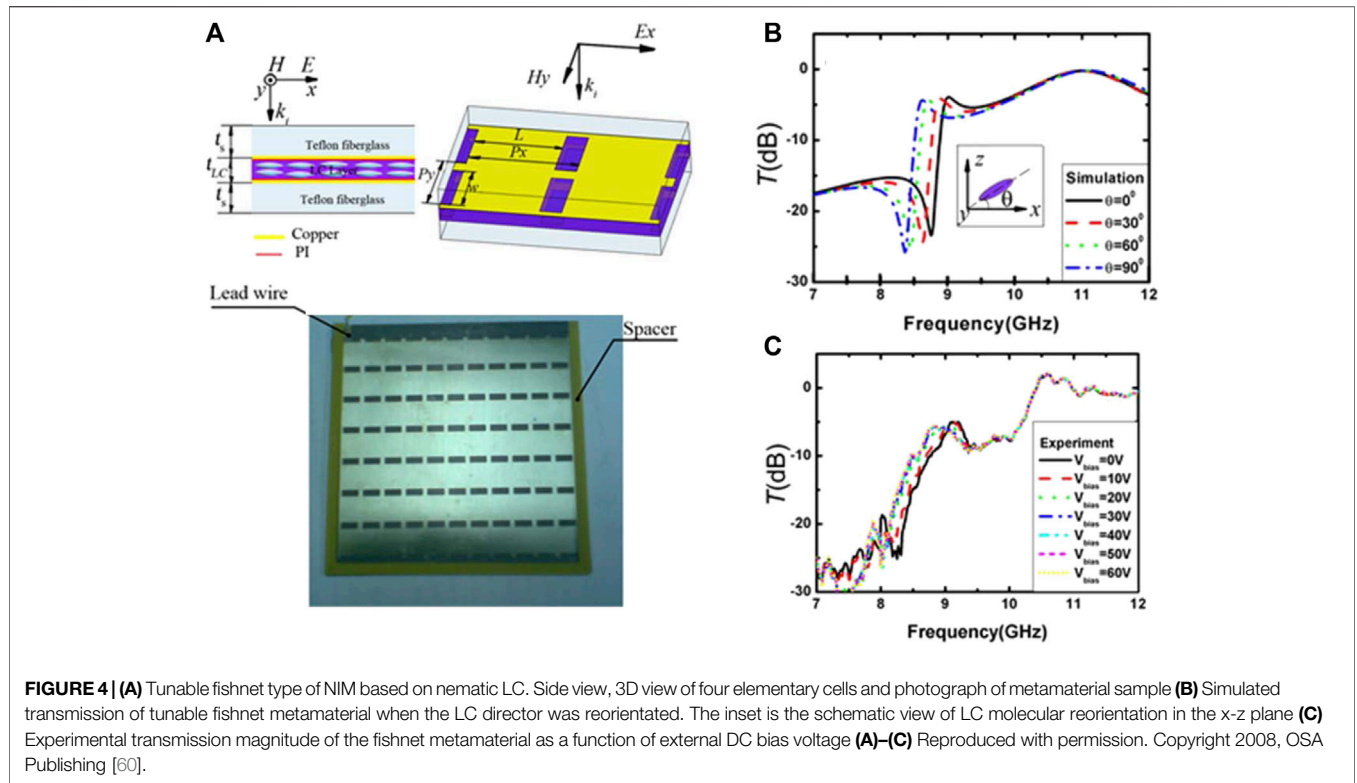
frequency shift of 360 MHz can be achieved experimentally. From the full wave numerical calculation for the transmission spectra as a function of the LC molecular reorientation angle, as shown in **Figure 2D**, it is obvious that when the director of LC is redirected from 0° to 90° , magnetic resonance frequency of the short-wire pair gradually reduces to 9.45 GHz, which results in a 0.42 GHz variation. A slightly narrow frequency variation is most probably due to the existence of a pre-tilted angle of liquid crystal via the PI surface. This means actual LC reorientation will be less than 90° , resulting in less permittivity alteration as well as the changes of resonance frequency.

3.2 Negative Index Metamaterial

On the basis of the successful demonstration of a frequency tunable metamaterial with a single negative parameter, we will present a double negative metamaterial with a dynamically varied left-handed passband. The idea is to add negative permittivity via a wire array to the original negative components. In view of tunability requirements, it is necessary to employ unit cells with a combination of negative permittivity and negative permeability parts. **Figure 3** shows a tunable omega metamaterial sample with a broadside coupling SRR connected with infinite wire [58]. By utilizing external magnets, it is able to orientate the LC molecular director angle with respect to the x axis from 0° to 90° .

Figure 3C shows the experimental transmission spectra of the metamaterial. When applying the magnetic field along the x axis ($\theta = 0$), the omega array shows a clear transfer passband, and it has a negative index of refraction as expected, of which the peak is located at 11.72 GHz, whereas a redshift of the passband can be observed with the peak shifts at 11.50 GHz under an orthogonal magnetic field excitation ($\theta = 90$). Although this passband deviation of 210 MHz is not wide, it is clearly perceptible with the comparatively broad bandwidth. The frequency shift is in accordance with numerical results calculated using the full tensor description for LC permittivity, as shown in **Figure 3C**. Experimental broader bandwidth is mainly due to a slight variation of the voids interspacing since the Teflon fiberglass is not so rigid, resulting in different magnetic resonances between layers, causing multi conjoined passbands and consequently a wider transmission window. **Figure 3D** plots the phase shift for the omega sample with different LC direction angles. From the variation of phase shift, it can be seen that phase difference increases around 10.6 GHz and reaches a peak of 174.5° at 10.93 GHz, corresponding to an approximate index variation of 0.25 for a 5.4-cm-long sample along the propagation path.

Figure 4 shows the schematic view of the fishnet type of negative index metamaterial [60]. Due to the intrinsic structural characteristic, one layer of unit cells was connected to the other, therefore designing extra connecting bars for bias voltage is not



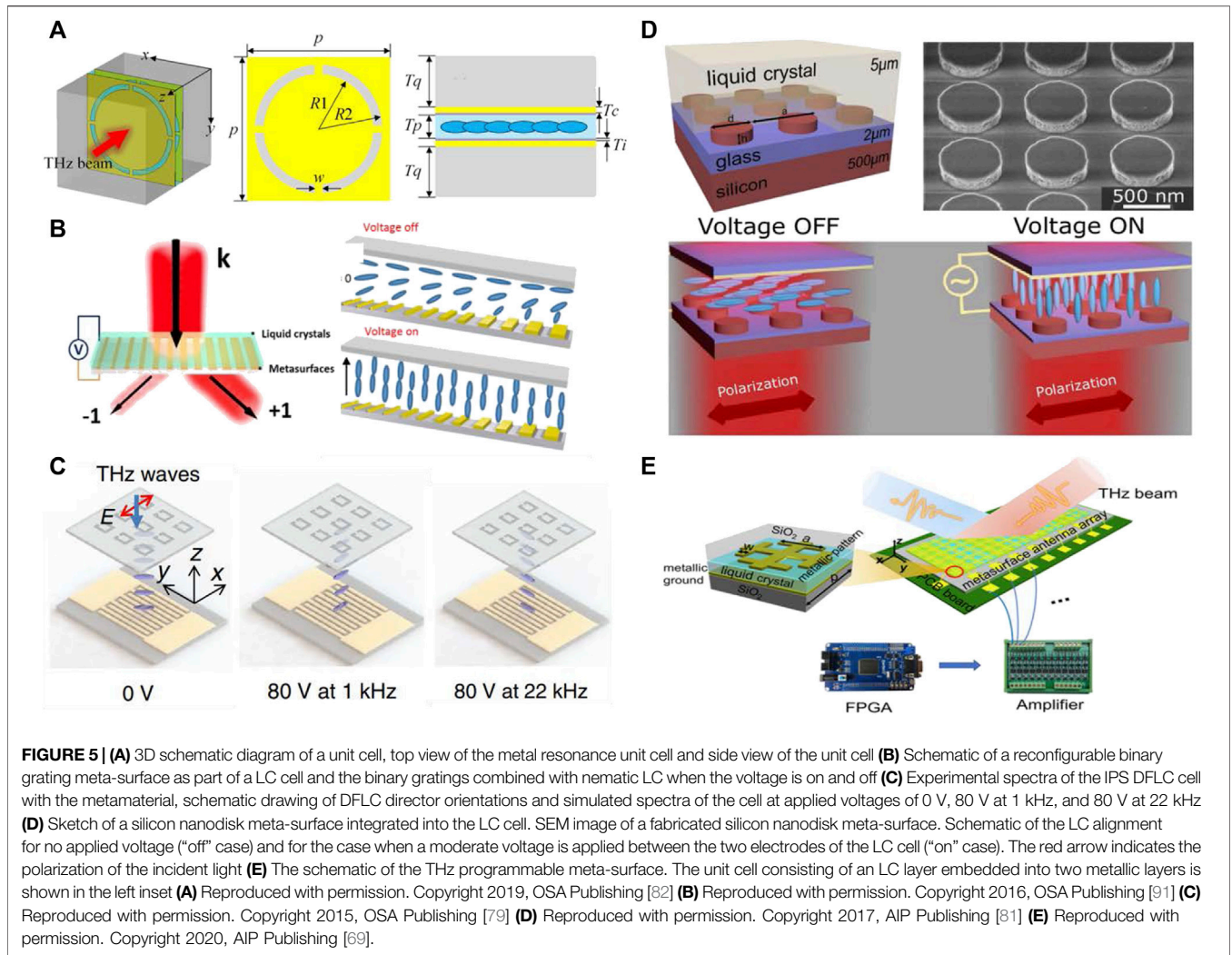
required. **Figure 4** gives the transmission spectra variation of the fishnet sample. As shown in **Figure 4B**, toward the initial target of liquid crystal director parallel to the fishnet surface, there is a well-resolved and high strength transfer summit around 9.01 GHz. The liquid crystal director redirecting from 0° to 90° shows that the ground transfer summit moves downward to 8.60 GHz. **Figure 4C** demonstrates the fishnet array's measured transmission spectra under different bias voltages. For zero-bias voltage, the fishnet structure displays a transfer passband around 9.14 GHz and another higher passband starting at 10.60 GHz with a smaller decrease in the gap. Quantitatively, as the bias voltage grows up to 60 V, the first transfer summit moves from 9.14 GHz downward to 8.80 GHz, accounting for a frequency shift of 340 MHz. The frequency shift for the passband is saturated beyond 60 V, indicating that the LC director is nearly perpendicular to the surface of the fishnet pattern.

4 RECENT DEVELOPMENT AND APPLICATIONS

4.1 Tunable Metamaterials With Liquid Crystals

Liquid crystals have the dual properties of crystals and fluids. As mentioned in **Section 3**, LC reorientations would result in a dramatic change in the refractive index of LC, which in turn, would further change the response to electromagnetic waves. In nematic LCs, the crystal is in a rod-shape and the external

stimulations such as thermal heating, pressure, and the magnetic and electric field, can control its directional order, resulting in good refractive index tunability [42, 59, 74–91]. Therefore, LCs are extensive used as the liquid background of solid metamaterials [51, 52, 92]. The manipulations on the LC background metamaterial are first protested against in the microwave regime. The resonant frequency of the metamaterial is shifted under a DC voltage [93–97]. Compared to the operation under microwave conditions, the control of the THz wave can be obtained with a much faster response at a lower electrical voltage since the needed thickness of LC is much smaller [69, 98, 99]. For liquid crystals in a particular phase such as NLC, it is necessary to discuss their collective crystal responses. The timescale of collective crystal response is usually in the order of milliseconds–microseconds. The thickness of the liquid crystal will influence its response speed. To achieve certain modulations requires a very thick LC layer, leading to several disadvantages such as high operating voltage, slow response, and poor pre-alignment. A large birefringent liquid crystal material can reduce the thickness of the liquid crystal device, ensure the good orientation of the liquid crystal, and improve the response speed of the device. For a liquid crystal layer of the same thickness, it can increase the modulation range of the liquid crystal device. Compared with the thermal and UV irradiation-induced tunability of optical metamaterials, which have been experimentally tested, showing a slow temporal response, electrical tuning has a faster time response, which is the most attractive due to its easy integration and high reliability.



Recently, a nematic liquid crystal-based tunable terahertz metamaterial which has large modulation depth and low insertion loss was designed [82]. The structure of the proposed compositive metamaterial is shown in **Figure 5A**, which consists of a two-layer sub-wavelength circular air loop array fabricated on a quartz glass substrate and embedded into the liquid crystal. The obtained results show that the amplitude modulation depth and insertion loss for normally incident electromagnetic waves are about 96% and 1.19 dB at 0.4212 THz, respectively, with the bias voltage varying from 0 to 16 V. Meanwhile, the transmission peak frequency gradually decreases from 0.42 to 0.38 THz. Differing from the resonant frequency shifted under a DC voltage, another literature paper about the continuously tunable and fast-response terahertz metamaterial was studied using in-plane switching (IPS) dual-frequency liquid crystal (DFLC) cells, in which dielectric anisotropy could be changed with the variation of applied voltage frequency [79]. When the frequency of an external voltage is switched, the resonance peak of the metamaterial can move to the high frequency or the low frequency, and the response times of the redshift and blueshift are 1.044 and 1.376 ms, respectively. **Figure 5C** shows the dual-

frequency liquid crystal director orientations at the three applied voltages (voltages of 0, 80 V at 1 kHz, and 80 V at 22 kHz). More recently, a THz programmable meta-surface integrated with LC was proposed to manipulate the THz beam dynamically [69]. **Figure 5E** shows the 3D view of the THz programmable meta-surface. In **Figure 5E**, a 24-element linear array consists in the meta-surface, and a multichannel amplifier is in connection with each element. The control signal is outputted by the FPGA, and the amplified signals are utilized to control the phase of every element individually.

By further shrinking LC background metamaterials, the real-time control of IR and visible light are realized. Andrei Komar et al. presented an electrically tunable all-dielectric optical meta-surface consisting of silicon nanodisks embedded into liquid crystals, as shown at **Figure 5D** [81]. The reorientation of nematic liquid crystals under an external electric field can change the anisotropic permittivity tensor of the meta-surface, which in turn, alters the response to electromagnetic waves. By controlling voltage "on" and "off" to achieve reorientation of the nematic liquid crystals and obtain 75% modulation depth and a phase change of up to approximately π . Similarly, a new

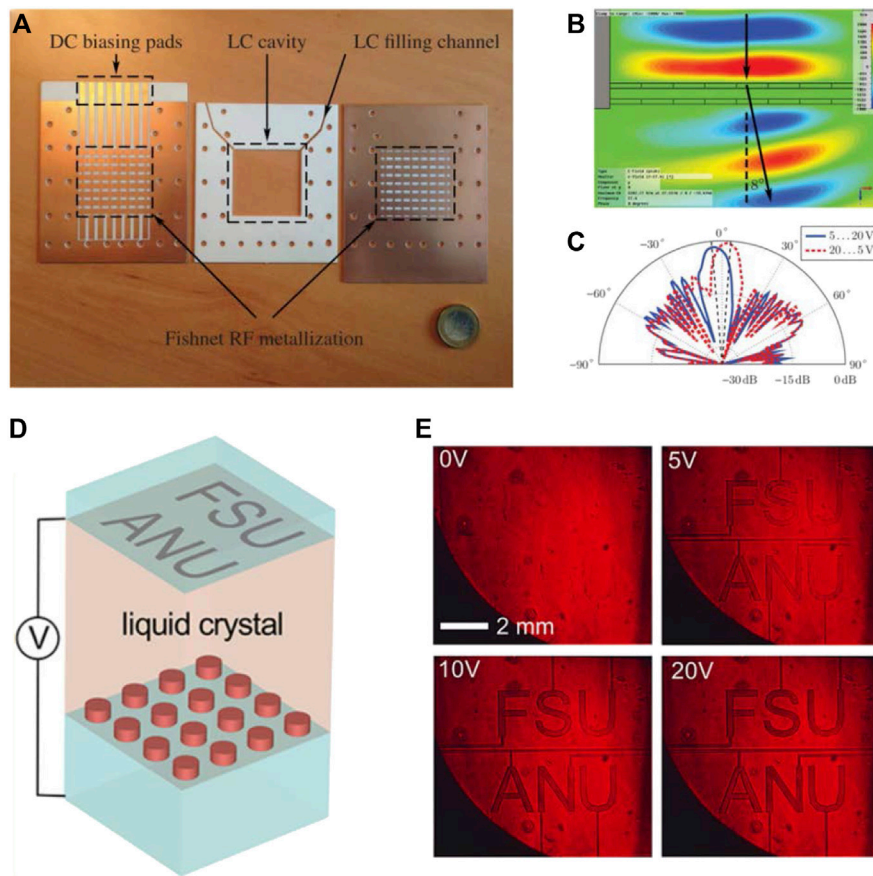


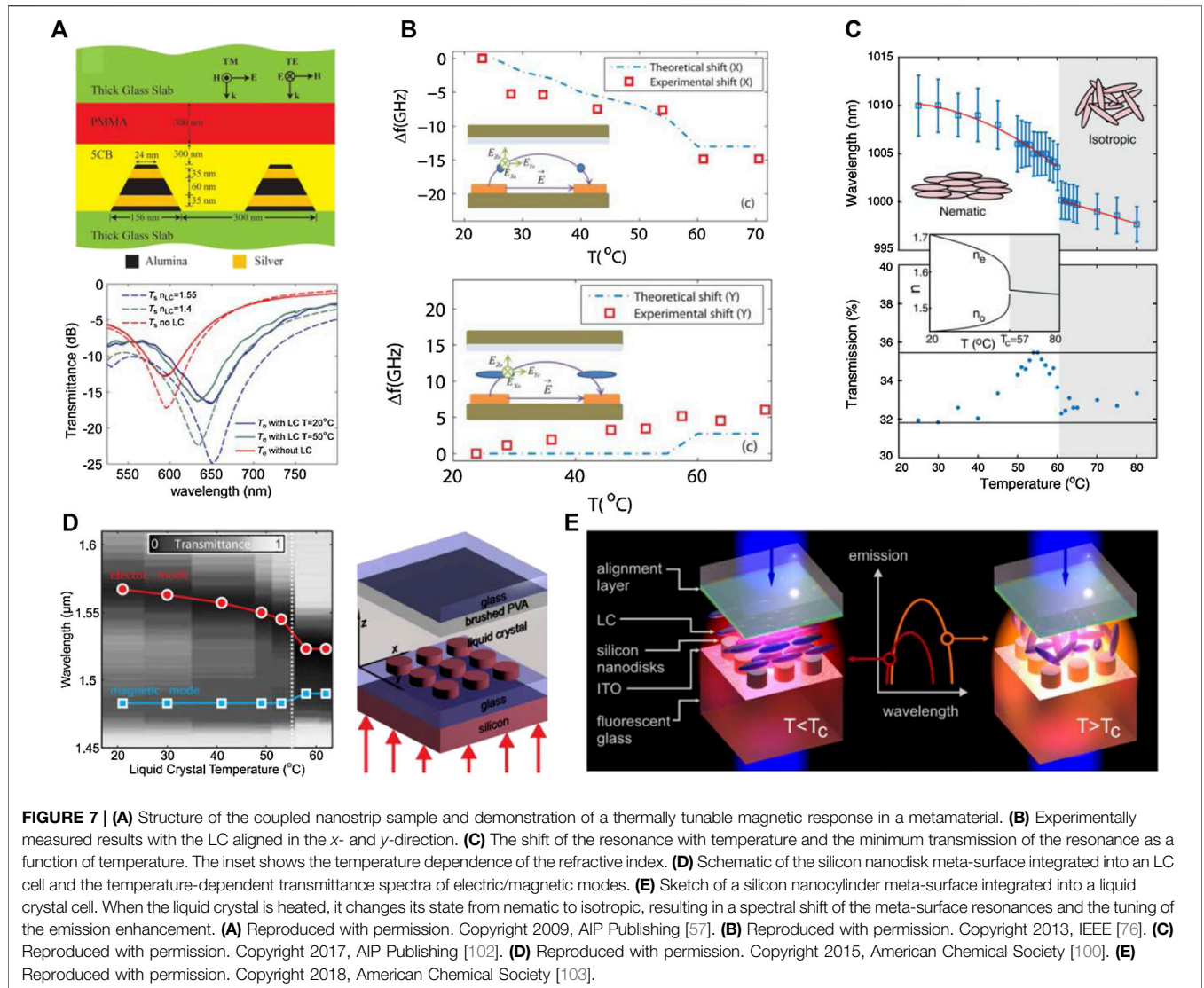
FIGURE 6 | (A) Photograph of a single opened fishnet unit-cell layer (B) Simulated electric near-field distribution of the two-layer fishnet array with a gradient of the LC permittivity at 27.4 GHz (C) Measured normalized far-field patterns at 27.5 GHz for two tuning states (D) Electrical tuning of the LC meta-surface (E) Real color images of the meta-surface at 0, 5, 10, and 20 V recorded in transmission (A)–(C) Reproduced with permission. Copyright 2014, IEEE [78] (D)–(E) Reproduced with permission. Copyright 2019, American Chemical Society [83].

combination of nematic liquid crystals and a binary-grating meta-surface was presented to control the diffraction efficiency by altering the applied voltage in the visible region, as shown in **Figure 5B** [91].

In addition, the effective tuning of the LC background metamaterial for wavefront manipulation has a wide prospect such as in tunable gradient indexed lenses [78, 94]. By introducing a voltage gradient over the fishnet metamaterial based on liquid crystals, the phase distribution over the aperture can be tuned, and thus the radiation direction can be manipulated. Thus, we can develop novel applications for wavefront manipulation based on liquid crystal metamaterials. In a recent study based on fishnet metamaterials, the unit cells of the fishnet were embedded with nematic liquid crystal which provided a continuous tuning of each column of the array [78]. The photograph of a single opened fishnet unit-cell layer is shown in **Figure 6A**. **Figure 6B** shows the simulated electric field distribution at 27.4 GHz. By using liquid crystal as a tunable dielectric layer, the authors could achieve a voltage-tunable phase gradient over the aperture array, and obtain a measured continuous maximum beam-scanning angle of 5° at 27.5 GHz, as shown in **Figure 6C**. The meta-

surface based on liquid crystals can also be used to achieve tunable transparent displays for visible light [83]. As shown in **Figure 6D**, an all-dielectric meta-surface composed of silicon nanocylinders integrated into a nematic liquid crystal cell is presented. A switchable dielectric meta-surface display is achieved by varying the applied voltage from 0 V to 20 V in steps of 5 V. **Figure 6E** shows the real-color images of the proposed meta-surface at 0, 5, 10, and 20 V recorded in transmission. It is worth noting that the demonstrated meta-surface display uses a different operation theory than normal liquid crystal displays.

In addition to the applied voltage, temperature can be also used as an external control parameter [57, 76, 85, 100–105]. Heating of the sample over the liquid crystal transition temperature leads to the phase transition of the liquid crystal between nematic and isotropic, which can be used to realize the tunability of response to electromagnetic waves. In 2009, a thermally tunable optical metamaterial was demonstrated based on aligned nematic liquid crystals in the visible range [57]. Structure of the coupled sample is shown in **Figure 7A**. By changing the ambient temperature (from 20° to 50°C , which is beyond the phase transition temperature T_c , 35°C), the phase

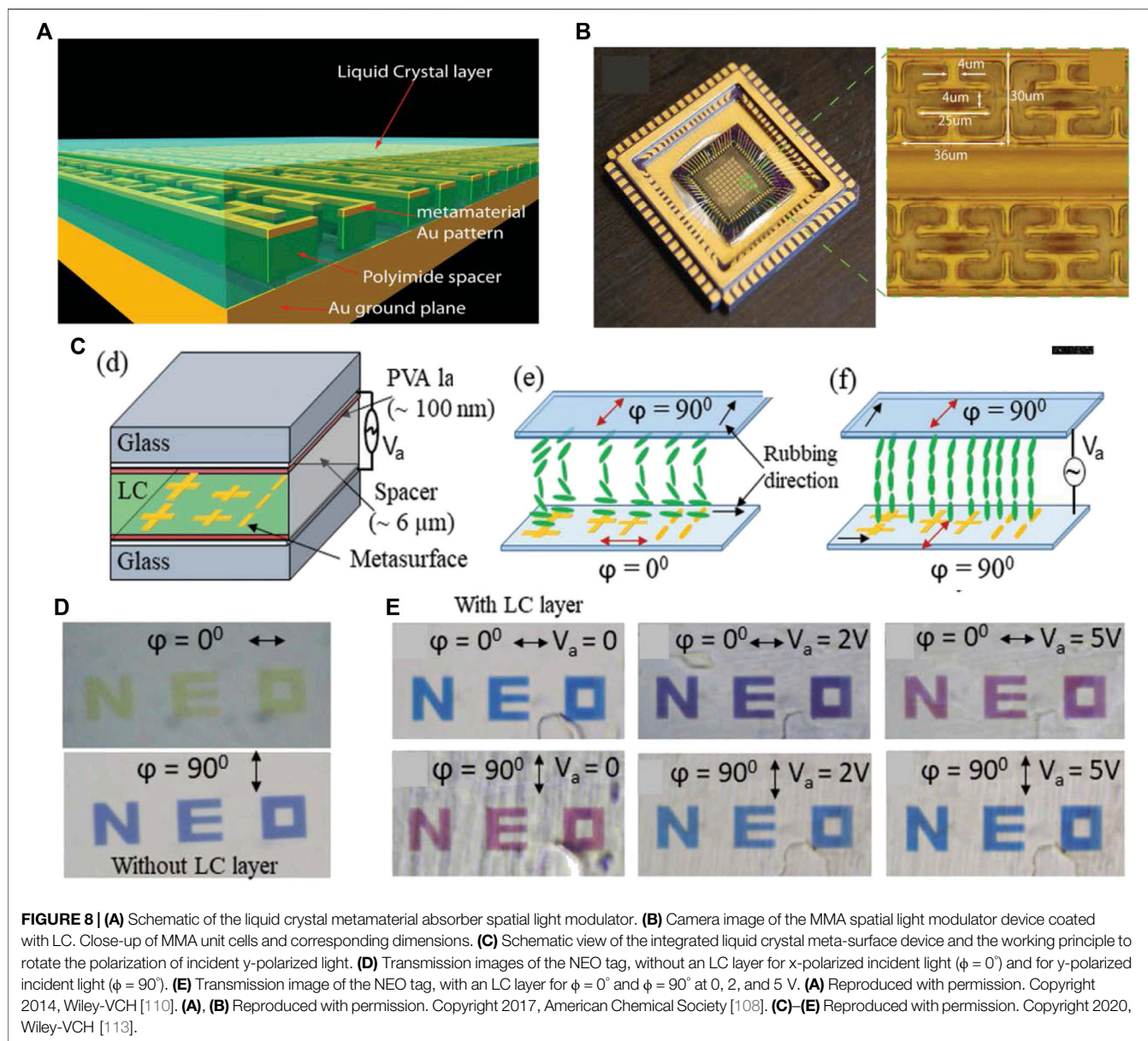


transition of nematic LCs from the ordered phase to the isotropic phase can be realized, which in turn means the magnetic response wavelength can be effectively changed, as shown in **Figure 7A**. Temperature control of metamaterials with liquid crystals can also work in the terahertz region. The tunability of resonant response is realized due to the orientations of liquid crystals by changing temperature [76]. The two arrangements of liquid crystals lead to different modulations to the terahertz wave. It is illustrated that the resonant frequency decreases when the liquid crystal is aligned in the *x*-direction, whereas it increases when the liquid crystal is aligned in the *y*-direction in **Figure 7B**. In essence, the temperature control of metamaterials with liquid crystal is due to the changes in the refractive index of the liquid crystal. In **Figure 7C**, the results showed that the shift of the resonance fits the form of the temperature dependence of the liquid crystals' refractive index [102]. Furthermore, dynamic manipulation of electric and magnetic resonances can be both realized based on the temperature-dependent refractive-index tunability of the liquid crystal [100]. As shown in **Figure 7D**,

the very different degrees of tunability of the two resonances allows for dynamically adjusting the spectral mode separation. In this experiment, the effect of temperature change on the refractive index of liquid crystal and the influence of phase transition on the resonant mode are both investigated. Besides the realization of dynamic tuning of the electromagnetic response of such metamaterials based on liquid crystals and the dynamic control of the light-emission properties of active liquid crystal meta-surfaces by an external control parameter were also demonstrated by Justus Bohn and coworkers [103]. **Figure 7E** shows the schematic of a meta-surface integrated into a liquid crystal cell. When heating the liquid crystal, its state changes from nematic to isotropic, resulting in a spectral shift of the meta-surface resonances and the enhancement of tuning of the emission.

4.2 Liquid Crystals-Based Applications

Liquid crystals have dielectric and optical anisotropy. The directors of liquid crystal molecules can be adjusted through



external fields, thereby effectively controlling the intensity, phase, and polarization of light waves and electromagnetic waves in various frequency bands, giving the liquid crystal materials a huge application potential. Using the controllability of liquid crystals and the special properties of metamaterials, meta-devices with real-time control functions can be realized, such as polarization controllers, absorbers, beam scanning, and spatial light modulators for information communication, imaging, and transmission. It can effectively solve the problems of the slow response speed of traditional liquid crystal devices, and has the advantages of small size, light weight, and easy integration.

The free control of liquid crystal orientation can promote the development of manipulability of metamaterial-based devices. Based on the tunability of the refractive index of liquid crystal, more latent applications of liquid crystal background

metamaterials have been discussed such as the perfect absorber [62, 70, 106, 107], polarization converter [108, 109], and modulators [110–113]. Salvatore Savo et al. have illustrated the ability of functional liquid crystals in a metamaterial absorber array working as a spatial light modulator during THz wavelengths by experiments. The 3D artistic impression of the metamaterial array is shown in **Figures 8A** and **8B** [110]. The narrow band frequency response of the metamaterials can be electronically controlled by the orientation of the liquid crystal molecules. Polarization converters using liquid crystal metamaterials are also demonstrated. The physical underlying principle of efficient polarization converters consists in their operation in the regime in which the radiative losses are larger than the non-radiative ones [108]. The polarization of the incident electric field is linear. Depending on the applied

voltage, the linearly polarized incident light is converted to RCP, linear, and LCP light. Moreover, in a recent literature paper, an electrically switchable color tag on account of an active liquid-crystal meta-surface platform was realized [113]. The realization of the proposed active color tags utilized the ability of the tunability of nematic liquid crystal reorientations controlled by an external electric field which would rotate the polarization of incident light. **Figure 8C** shows the schematic view of the integrated liquid crystal meta-surface device and the working principle to rotate the polarization of incident y -polarized light. **Figure 8D** shows the transmission pictures of a NEO tag, without an LC layer for x -polarized incident light ($\phi = 0^\circ$) and for y -polarized incident light ($\phi = 90^\circ$). Correspondingly, **Figure 8E** shows the transmission image of the NEO tag, with an LC layer for $\phi = 0^\circ$ and $\phi = 90^\circ$ at 0, 2, and 5 V.

5 PROSPECTIVE AND CONCLUSION

Incorporating active inclusions into metamaterial structures is of fundamental importance for increasing the operation bandwidth and dynamically manipulating electromagnetic waves. Artificially micro/nano-structured metamaterials with nematic LC provide a novel way to actively modulate the electromagnetic response. Nematic liquid crystals (NLC) dominate strong optical nonlinearities for photonics applications covering the femtoseconds to milliseconds time scales, and across a wide spectral range. The combination of the optical nonlinear behavior of liquid crystals and the peculiar physical properties of metamaterials is also one of the important advances in the field of liquid crystals. Many promising results on the tunability of metamaterials incorporated with nematic liquid crystal are reviewed, and these experimental studies have also reflected the inherent drawbacks of nematic liquid crystals as the active component. The foremost is the immobile layer in the immediate vicinity of the plasmonic structures [51]. This together with local inhomogeneous director axis alignment on the nanostructures all act to diminish the effective birefringence of the NLC for modulation/tuning effects. The theoretical tuning range due to complete realignment of the director axis with orthogonally polarized illuminating light is usually larger than the experimentally measured tuning range. This defect can be taken into account in the design of the metamaterial, and the optimization of the microstructure of the metamaterial may promote the agreement between the experimental value and the theoretical value. It is also very urgent and important to further design and fabricate liquid crystal materials with broadband, greater birefringence, smaller loss, faster response speed, and taking into account the wide liquid crystal phase temperature and other excellent characteristics. Furthermore, recent studies of another phase of chiral nematic liquid crystals, namely, blue-phase liquid crystals (BPLC) have presented promising alternatives. The second question that should be discussed is molecular anchoring. The realization of the LC tunability of metamaterials in the near infrared and optical regime is a

much harder task, since the effects of molecular anchoring to the nanostructured surfaces becomes important when the dimensions of the individual meta-atoms become comparable to the size of the LC molecules, which has a significant impact on the tunability of optical metamaterials [114, 115]. For example, under hard-anchoring conditions, the LC director axis in the immediate vicinity of the alignment layer remains unchanged while the bulk undergoes reorientation by the applied field. Liquid-crystal tuning of plasmonic resonances crucially rely on the ability to reorient the LC molecules within the near-fields of the plasmonic structure. One promising way of influencing the anchoring energy of the LC and to enhance tunability is the chemical functionalization of the metamaterial surface. In a recent study, it was found that after reducing the contribution of the supporting substrate to the metamaterial surface area it became possible to minimize the anchoring forces in the resulting hybrid and engage in-plane switching of the LC director at a nanoscale dimension [89].

In this paper, we present a brief review for tunable single/double negative metamaterials based on nematic LC. And we discuss the development of the tunable behavior of metamaterials induced by liquid crystals. By utilizing an LC director controlled by applied voltage and temperature, it is possible to reversely modulate the metamaterials' operation frequency along with the unique value of effective electromagnetic parameters. LC reorientations will result in a change of the LC refractive index, which in turn, changes the response to electromagnetic waves. The ease of incorporation and large birefringence of LC enable it to become an ideal candidate for metamaterial substrates with varied permittivity. It is worth noting that the birefringence of LC increases with frequency. It is demonstrated that LC-based metamaterials are promising for the remarkable improvement of the bandwidth and may facilitate related applications at terahertz or even optical regimes. Hopefully this review can promote research on tunable and reconfigurable metamaterials with various active inclusions for the improvement of the operation bandwidth and smart electromagnetic responses.

AUTHOR CONTRIBUTIONS

FZ and YF conceived the idea. FZ, XJ, and YF prepared the draft. All authors contributed to the discussion and revision of the manuscript.

FUNDING

The authors would like to acknowledge financial support from National Natural Science Foundation of China (NSFC) (Grants Nos. 61771402, 11674266, 12074314), NPU AoXiang New Star program, Science, Technology and Innovation Commission of Shenzhen Municipality (JCYJ20170817162221169), Shaanxi Province Postdoctoral Science Foundation (No. 2018BSHEDZZ64), and Natural Science Basic Research Plan in Shaanxi Province of China (Nos. 2018JM6024, 2020JM-145).

REFERENCES

- Veselago VG, The electrodynamics of substances with simultaneously negative values of ϵ and μ . *Sov Phys Usp* (1968) 10:509–14. doi:10.1070/PU1968v010n04ABEH003699
- Ran L, Huangfu J, Chen H, Li Y, Zhang X, Chen K, et al. Microwave solid-state left-handed material with a broad bandwidth and an ultralow loss. *Phys Rev B* (2004) 70:073102. doi:10.1103/PhysRevB.70.073102
- Ran L, Huangfu J, Chen H, Zhang X, Cheng K, Grzegorzczak TM, et al. Experimental study on several left-handed metamaterials. *Electromag Waves* (2005) 51:249–79. doi:10.2528/pier04040502
- Dolling G, Enkrich C, Wegener M, Soukoulis CM, Linden S, Simultaneous negative phase and group velocity of light in a metamaterial. *Science* (2006) 312: 892–4. doi:10.1126/science.1126021
- Zhao H, Kang L, Zhou J, Zhao Q, Li L, Peng L, et al. Experimental demonstration of tunable negative phase velocity and negative refraction in a ferromagnetic/ferroelectric composite metamaterial. *Appl Phys Lett* (2008) 93: 201106. doi:10.1063/1.3033397
- Kang L, Zhao Q, Zhao H, Zhou J, Ferrite-based magnetically tunable left-handed metamaterial composed of SRRs and wires. *Opt Express* (2008) 16: 17269–75. doi:10.1364/oe.16.017269
- Pendry JB, Holden AJ, Stewart WJ, Youngs I, Extremely low frequency plasmons in metallic mesostructures. *Phys Rev Lett* (1996) 76:4773–6. doi:10.1103/PhysRevLett.76.4773
- Pendry JB, Holden AJ, Robbins DJ, Stewart WJ, Magnetism from conductors and enhanced nonlinear phenomena. *IEEE Trans Microw Theory Tech* (1999) 47:2075–84. doi:10.1109/22.798002
- Smith DR, Kroll N, Negative refractive index in left-handed materials. *Phys Rev Lett* (2000) 85:2933–6. doi:10.1103/PhysRevLett.85.2933
- Shelby RA, Smith DR, Schultz S, Experimental verification of a negative index of refraction. *Science* (2001) 292:77–9. doi:10.1126/science.1058847
- Greeger R, Parazzoli C, Li K, Koltenbah B, Tanielian M, Experimental determination and numerical simulation of the properties of negative index of refraction materials. *Opt Express* (2003) 11:688–95. doi:10.1364/oe.11.000688
- Parazzoli CG, Greeger RB, Li K, Koltenbah BE, Tanielian M, Experimental verification and simulation of negative index of refraction using Snell's law. *Phys Rev Lett* (2003) 90:107401. doi:10.1103/PhysRevLett.90.107401
- Huangfu JT, Ran LX, Chen HS, Zhang XM, Chen KS, Grzegorzczak TM, et al. Experimental confirmation of negative refractive index of a metamaterial composed of Omega-like metallic patterns. *Appl Phys Lett* (2004) 84:1537–9. doi:10.1063/1.1655673
- Chen H, Ran L, Huangfu J, Zhang X, Chen K, Grzegorzczak TM, et al. Left-handed materials composed of only S-shaped resonators. *Phys Rev E Stat Nonlin Soft Matter Phys* (2004) 70:057605. doi:10.1103/PhysRevE.70.057605
- Minovich A, Neshev DN, Powell DA, Shadrivov IV, Kivshar YS, Tunable fishnet metamaterials infiltrated by liquid crystals. *Appl Phys Lett* (2010) 96: 193103. doi:10.1063/1.3427429
- Minovich A, Farnell J, Neshev DN, McKerracher I, Karouta F, Tian J, et al. Liquid crystal based nonlinear fishnet metamaterials. *Appl Phys Lett* (2012) 100:121113. doi:10.1063/1.3695165
- Pendry JB, Negative refraction makes a perfect lens. *Phys Rev Lett* (2000) 85: 3966–9. doi:10.1103/PhysRevLett.85.3966
- Fang N, Lee H, Sun C, Zhang X, Sub-diffraction-limited optical imaging with a silver superlens. *Science* (2005) 308:534. doi:10.1126/science.1108759
- Liu Z, Durant S, Lee H, Pikus Y, Fang N, Xiong Y, et al. Far-field optical superlens. *Nano Lett* (2007) 7:403–8. doi:10.1126/science.113736810.1021/nl062635n
- Schurig D, Mock JJ, Justice BJ, Cummer SA, Pendry JB, Starr AF, et al. Metamaterial electromagnetic cloak at microwave frequencies. *Science* (2006) 314:977–80. doi:10.1126/science.1133628
- Zhang FL, Li C, Fan YC, Yang RS, Shen NH, Fu QH, et al. Phase-modulated scattering manipulation for exterior cloaking in metal-dielectric hybrid metamaterials. *Adv Mater* (2019) 31:1903206. doi:10.1002/adma.201903206
- Zhou L, Li H, Qin Y, Wei Z, Chan CT, Directive emissions from subwavelength metamaterial-based cavities. *Appl Phys Lett* (2005) 86:101101. doi:10.1063/1.1881797
- Li H, Hao J, Zhou L, Wei Z, Gong L, Chen H, et al. All-dimensional subwavelength cavities made with metamaterials. *Appl Phys Lett* (2006) 89: 104101. doi:10.1063/1.2338795
- Ouir A, de Lustrac A, Lourtioz J-M, All-metamaterial-based subwavelength cavities ($\lambda/60$) for ultrathin directive antennas. *Appl Phys Lett* (2006) 88: 084103. doi:10.1063/1.2172740
- Fan Y, Zhang F, Shen N-H, Fu Q, Wei Z, Li H, et al. Achieving a high-Q response in metamaterials by manipulating the toroidal excitations. *Phys Rev A* (2018) 97:033816. doi:10.1103/PhysRevA.97.033816
- Zhu W, Yang R, Fan Y, Fu Q, Wu H, Zhang P, et al. Controlling optical polarization conversion with Ge₂Sb₂Te₅-based phase-change dielectric metamaterials. *Nanoscale* (2018) 10:12054–61. doi:10.1039/C8NR02587H
- Fan Y, Tu L, Zhang F, Fu Q, Zhang Z, Wei Z, et al. Broadband terahertz absorption in graphene-embedded photonic crystals. *Plasmonics* (2017) 13: 1153–8. doi:10.1007/s11468-017-0615-0
- Luo M, Zhou Y, Wu S, Chen L, Wide-angle broadband absorber based on one-dimensional metasurface in the visible region. *Appl Phys Express* (2017) 10: 092601. doi:10.7567/apex.10.092601
- Qian Q, Sun T, Yan Y, Wang C, Large-area wide-incident-angle metasurface perfect absorber in total visible band based on coupled mie resonances. *Adv Opt Mater* (2017) 5:1700064. doi:10.1002/adom.201700064
- Yang F, Fan Y, Yang R, Xu J, Fu Q, Zhang F, et al. Controllable coherent perfect absorber made of liquid metal-based metasurface. *Opt Express* (2019) 27: 25974–82. doi:10.1364/Oe.27.025974
- Soukoulis CM, Wegener M, Past achievements and future challenges in the development of three-dimensional photonic metamaterials. *Nat Photonics* (2011) 5:523–30. doi:10.1038/nphoton.2011.154
- Sun X, Fu Q, Fan Y, Wu H, Qiu K, Yang R, et al. Thermally controllable Mie resonances in a water-based metamaterial. *Sci Rep* (2019) 9:5417. doi:10.1038/s41598-019-41681-5
- Xu J, Fan Y, Yang R, Fu Q, Zhang F, Realization of switchable EIT metamaterial by exploiting fluidity of liquid metal. *Opt Express* (2019) 27: 2837–43. doi:10.1364/OE.27.002837
- Yang RS, Fu QH, Fan YC, Cai WQ, Qiu KP, Zhang WH, et al. Active control of EIT-like response in a symmetry-broken metasurface with orthogonal electric dipolar resonators. *Photon Res* (2019) 7:955–60. doi:10.1364/Prj.7.000955
- Lou J, Liang J, Yu Y, Ma H, Yang R, Fan Y, et al. Silicon-based terahertz meta-devices for electrical modulation of fano resonance and transmission amplitude. *Adv Opt Mater* (2020) 8:2000449. doi:10.1002/adom.202000449
- Gil I, Garcia-Garcia J, Bonache J, Martin F, Sorolla M, Marques R, Varistor-loaded split ring resonators for tunable notch filters at microwave frequencies. *Electron Lett* (2004) 40:1347–8. doi:10.1049/el:20046389
- Chen H, Wu B-I, Ran L, Grzegorzczak TM, Kong JA, Controllable left-handed metamaterial and its application to a steerable antenna. *Appl Phys Lett* (2006) 89:053509. doi:10.1063/1.2335382
- Shadrivov IV, Morrison SK, Kivshar YS, Tunable split-ring resonators for nonlinear negative-index metamaterials. *Opt Express* (2006) 14:9344–9. doi:10.1364/oe.14.009344
- Degiron A, Mock JJ, Smith DR, Modulating and tuning the response of metamaterials at the unit cell level. *Opt Express* (2007) 15:1115–27. doi:10.1364/oe.15.001115
- Carbonell J, Boria VE, Lippens D, Nonlinear effects in split ring resonators loaded with heterostructure barrier varistors. *Microw Opt Technol Lett* (2008) 50:474–9. doi:10.1002/mop.23122
- Chen H-T, O'Hara JF, Azad AK, Taylor AJ, Averitt RD, Shrekenhamer DB, et al. Experimental demonstration of frequency-agile terahertz metamaterials. *Nat Photon* (2008) 2:295–8. doi:10.1038/nphoton.2008.52
- Gorkunov MV, Osipov MA, Tunability of wire-grid metamaterial immersed into nematic liquid crystal. *J Appl Phys* (2008) 103:036101. doi:10.1063/1.2837099
- Zhu W, Fan Y, Li C, Yang R, Yan S, Fu Q, et al. Realization of a near-infrared active Fano-resonant asymmetric metasurface by precisely controlling the phase transition of Ge₂Sb₂Te₅. *Nanoscale* (2020) 12:8758–67. doi:10.1039/C9NR09889E
- Fan Y, Shen N-H, Zhang F, Wei Z, Li H, Zhao Q, et al. Electrically tunable goos-hänchen effect with graphene in the terahertz regime. *Adv Opt Mater* (2016) 4:1824–8. doi:10.1002/adom.201600303

45. Fan Y, Shen N-H, Zhang F, Zhao Q, Wei Z, Zhang P, et al. Photoexcited graphene metasurfaces: significantly enhanced and tunable magnetic resonances. *ACS Photon* (2018) 5:1612–8. doi:10.1021/acsp Photonics.8b00057
46. Fan YC, Shen NH, Zhang FL, Zhao Q, Wu HJ, Fu QH, et al. Graphene plasmonics: a platform for 2D optics. *Adv Opt Mater* (2019) 7:1800537. doi:10.1002/adom.201800537
47. Khoo IC, Werner DH, Liang X, Diaz A, Weiner B, Nanosphere dispersed liquid crystals for tunable negative-zero-positive index of refraction in the optical and terahertz regimes. *Opt Lett* (2006) 31:2592–4. doi:10.1364/OL.31.002592
48. Wangberg R, Elser J, Narimanov EE, Podolskiy VA, Nonmagnetic nanocomposites for optical and infrared negative-refractive-index media. *J Opt Soc Am B* (2006) 23:498–505. doi:10.1364/josab.23.000498
49. Wang X, Kwon DH, Werner DH, Khoo IC, Kildishev AV, Shalaev VM, Tunable optical negative-index metamaterials employing anisotropic liquid crystals. *Appl Phys Lett* (2007) 91:143122. doi:10.1063/1.2795345
50. Werner DH, Kwon DH, Khoo IC, Kildishev AV, Shalaev VM, Liquid crystal clad near-infrared metamaterials with tunable negative-zero-positive refractive indices. *Opt Express* (2007) 15:3342–7. doi:10.1364/oe.15.003342
51. Khoo IC, Nonlinear optics, active plasmonics and metamaterials with liquid crystals. *Prog Quantum Electron* (2014) 38:77–117. doi:10.1016/j.pquantelec.2014.03.001
52. Zhang W, Song QH, Zhu WM, Shen ZX, Chong P, Tsai DP, et al. Metafluidic metamaterial: a review. *Adv Phys X* (2018) 3:20. doi:10.1080/23746149.2017.1417055
53. Zhao Q, Kang L, Du B, Li B, Zhou J, Tang H, et al. Electrically tunable negative permeability metamaterials based on nematic liquid crystals. *Appl Phys Lett* (2007) 90:011112. doi:10.1063/1.2430485
54. Zhang F, Zhao Q, Kang L, Gaillot DP, Zhao X, Zhou J, et al. Magnetic control of negative permeability metamaterials based on liquid crystals. *Appl Phys Lett* (2008) 92:193104. doi:10.1063/1.2926678
55. Zhang FL, Zhao Q, Gaillot DP, Zhao XP, Lippens D, Numerical investigation of metamaterials infiltrated by liquid crystal. *J Opt Soc Am B* (2008) 25:1920–5. doi:10.1364/josab.25.001920
56. Khoo IC, Nonlinear optics of liquid crystalline materials. *Phys Rep* (2009) 471:221–67. doi:10.1016/j.physrep.2009.01.001
57. Xiao S, Chettiar UK, Kildishev AV, Drachev V, Khoo IC, Shalaev VM, Tunable magnetic response of metamaterials. *Appl Phys Lett* (2009) 95:033115. doi:10.1063/1.3182857
58. Zhang F, Kang L, Zhao Q, Zhou J, Zhao X, Lippens D, Magnetically tunable left handed metamaterials by liquid crystal orientation. *Opt Express* (2009) 17:4360–6. doi:10.1364/oe.17.004360
59. Zhang F, Zhao Q, Zhang W, Sun J, Zhou J, Lippens D, Voltage tunable short wire-pair type of metamaterial infiltrated by nematic liquid crystal. *Appl Phys Lett* (2010) 97:134103. doi:10.1063/1.3496034
60. Zhang F, Zhang W, Zhao Q, Sun J, Qiu K, Zhou J, et al. Electrically controllable fishnet metamaterial based on nematic liquid crystal. *Opt Express* (2011) 19:1563–8. doi:10.1364/oe.19.001563
61. Vasić B, Zografopoulos DC, Isić G, Beccherelli R, Gajić R, Electrically tunable terahertz polarization converter based on overcoupled metal-isolator-metal metamaterials infiltrated with liquid crystals. *Nanotechnology* (2017) 28:124002. doi:10.1088/1361-6528/aa5bbd
62. Isić G, Vasić B, Zografopoulos DC, Beccherelli R, Gajić R, Electrically tunable critically coupled terahertz metamaterial absorber based on nematic liquid crystals. *Phys Rev Appl* (2015) 3:064007. doi:10.1103/PhysRevApplied.3.064007
63. Wang J, Tian H, Wang Y, Li X, Cao Y, Li L, et al. Liquid crystal terahertz modulator with plasmon-induced transparency metamaterial. *Opt Express* (2018) 26:5769–76. doi:10.1364/oe.26.005769
64. Lu H, Jing S, Xia T, Yang J, Yin Z, Deng G, Measurement of LC dielectric constant at lower terahertz region based on metamaterial absorber. *IEICE Electron Express* (2017) 14:20170469. doi:10.1587/ele.14.20170469
65. Wang PY, Jin T, Meng FY, Lyu YL, Erni D, Wu Q, et al. Numerical investigation of nematic liquid crystals in the THz band based on EIT sensor. *Opt Express* (2018) 26:12318–29. doi:10.1364/oe.26.012318
66. Yin Z, Lu Y, Xia T, Lai W, Yang J, Lu H, et al. Electrically tunable terahertz dual-band metamaterial absorber based on a liquid crystal. *RSC Adv* (2018) 8:4197–203. doi:10.1039/C7RA13047C
67. Shen ZX, Zhou SH, Ge SJ, Hu W, Lu YQ, Liquid crystal enabled dynamic cloaking of terahertz Fano resonators. *Appl Phys Lett* (2019) 114:5. doi:10.1063/1.5082224
68. Ji Y, Fan F, Zhang X, Cheng J, Chang S, Active terahertz anisotropy and dispersion engineering based on dual-frequency liquid crystal and dielectric metasurface. *J Light Technol* (2020) 38:4030–6. doi:10.1109/jlt.2020.2985667
69. Wu JB, Shen Z, Ge SJ, Chen BW, Shen ZX, Wang TF, et al. Liquid crystal programmable metasurface for terahertz beam steering. *Appl Phys Lett* (2020) 116:5. doi:10.1063/1.5144858
70. Shrekenhamer D, Chen WC, Padilla WJ, Liquid crystal tunable metamaterial absorber. *Phys Rev Lett* (2013) 110:177403. doi:10.1103/PhysRevLett.110.177403
71. Savo S, Shrekenhamer D, Padilla WJ, Liquid crystal metamaterial absorber spatial light modulator for THz applications. *Adv Opt Mater* (2014a) 2:275–9. doi:10.1002/adom.201300384
72. Yang L, Fan F, Chen M, Zhang X, Chang S-J, Active terahertz metamaterials based on liquid-crystal induced transparency and absorption. *Opt Commun* (2017) 382:42–8. doi:10.1016/j.optcom.2016.07.055
73. Shen Z, Zhou S, Ge S, Duan W, Chen P, Wang L, et al. Liquid-crystal-integrated metadvice: towards active multifunctional terahertz wave manipulations. *Opt Express* (2018) 43:4695–8. doi:10.1364/ol.43.004695
74. Ha NY, Jeong SM, Nishimura S, Takezoe H, Color-temperature tunable white reflector using bichiral liquid crystal films. *Opt Express* (2010) 18:26339–44. doi:10.1364/oe.18.026339
75. Khoo IC, Diaz A, Liou J, Stinger MV, Huang J, Ma Y, Liquid crystals tunable optical metamaterials. *IEEE J Sel Top Quantum Electron* (2010) 16:410–7. doi:10.1109/jstqe.2009.2032246
76. Liu L, Shadrivov IV, Powell DA, Raihan MR, Hattori HT, Decker M, et al. Temperature control of terahertz metamaterials with liquid crystals. *IEEE Trans Terahertz Sci Technol* (2013) 3:827–31. doi:10.1109/tthz.2013.2285570
77. Kowrdziej R, Olifierczuk M, Parka J, Wrobel J, Terahertz characterization of tunable metamaterial based on electrically controlled nematic liquid crystal. *Appl Phys Lett* (2014) 105:022908. doi:10.1063/1.4890850
78. Maasch M, Roig M, Damm C, Jakoby R, Voltage-tunable artificial gradient-index lens based on a liquid crystal loaded fishnet metamaterial. *IEEE Antennas Wirel Propag Lett* (2014) 13:1581–4. doi:10.1109/lawp.2014.2345841
79. Chen CC, Chiang WF, Tsai MC, Jiang SA, Chang TH, Wang SH, et al. Continuously tunable and fast-response terahertz metamaterials using in-plane-switching dual-frequency liquid crystal cells. *Opt Lett* (2015) 40:2021–4. doi:10.1364/ol.40.002021
80. Zografopoulos DC, Beccherelli R, Tunable terahertz fishnet metamaterials based on thin nematic liquid crystal layers for fast switching. *Sci Rep* (2015) 5:13137. doi:10.1038/srep13137
81. Komar A, Fang Z, Bohn J, Sautter J, Decker M, Miroshnichenko A, et al. Electrically tunable all-dielectric optical metasurfaces based on liquid crystals. *Appl Phys Lett* (2017) 110:4. doi:10.1063/1.4976504
82. Yang J, Wang P, Shi T, Gao S, Lu H, Yin Z, et al. Electrically tunable liquid crystal terahertz device based on double-layer plasmonic metamaterial. *Opt Express* (2019) 27:27039–45. doi:10.1364/OE.27.027039
83. Zou CJ, Komar A, Fasold S, Bohn J, Muravsky AA, Murauski AA, et al. Electrically tunable transparent displays for visible light based on dielectric metasurfaces. *ACS Photonics* (2019) 6:1533–40. doi:10.1021/acsp Photonics.9b00301
84. Bhardwaj A, Sridurai V, Puthoor NM, Nair AB, Ahuja T, Nair GG, Evidence of tunable fano resonance in a liquid crystal-based colloidal metamaterial. *Adv Opt Mater* (2020) 8:1901842. doi:10.1002/adom.201901842
85. Liu Y, Song J, Zhao W, Ren X, Cheng Q, Luo X, et al. Dynamic thermal camouflage via a liquid-crystal-based radiative metasurface. *Nanophotonics* (2020) 9:855–63. doi:10.1515/nanoph-2019-0485
86. Sandford O'Neill JJ, Salter PS, Booth MJ, Elston SJ, Morris SM, Electrically-tunable positioning of topological defects in liquid crystals. *Nat Commun* (2020) 11:2203. doi:10.1038/s41467-020-16059-1
87. Kossyrev PA, Yin A, Cloutier SG, Cardimona DA, Huang D, Alsing PM, et al. Electric field tuning of plasmonic response of nanodot array in liquid crystal matrix. *Nano Lett* (2005) 5:1978–81. doi:10.1021/nl0513535
88. Yaghmaee P, Karabey OH, Bates B, Fumeaux C, Jakoby R, Electrically tuned microwave devices using liquid crystal technology. *Int J Antennas Propag* (2013) 2013:9. doi:10.1155/2013/824214

89. Buchnev O, Podoliak N, Kaczmarek M, Zheludev NI, Fedotov VA, Electrically controlled nanostructured metasurface loaded with liquid crystal: toward multifunctional photonic switch. *Adv Opt Mater* (2015) 3:674–9. doi:10.1002/adom.201400494
90. Lee YU, Kim J, Wu JW, Electro-optic switching in metamaterial by liquid crystal. *Nano Converg* (2015) 2:23. doi:10.1186/s40580-015-0054-6
91. Chen KP, Ye SC, Yang CY, Yang ZH, Lee W, Sun MG, Electrically tunable transmission of gold binary-grating metasurfaces integrated with liquid crystals. *Opt Express* (2016) 24:16815–21. doi:10.1364/OE.24.016815
92. Lagerwall JPF, Scalia G, A new era for liquid crystal research: applications of liquid crystals in soft matter nano-, bio- and microtechnology. *Curr Appl Phys* (2012) 12:1387–412. doi:10.1016/j.cap.2012.03.019
93. Khoo IC, DC-field-assisted grating formation and nonlinear diffractions in methyl-red dye-doped blue phase liquid crystals. *Opt Lett* (2015) 40:60–3. doi:10.1364/OL.40.000060
94. Giden IH, Eti N, Rezaei B, Kurt H, Adaptive graded index photonic crystal lens design via nematic liquid crystals. *IEEE J Quantum Electron* (2016) 52:7. doi:10.1109/jqe.2016.2605398
95. Ho TJ, Chen CW, Khoo IC, Polarization-free and high-resolution holographic grating recording and optical phase conjugation with azo-dye doped blue-phase liquid crystals. *Liq Cryst* (2018) 45:1944–52. doi:10.1080/02678292.2018.1491068
96. Vaskin A, Bohn J, Chong KE, Bucher T, Zilk M, Choi D-Y, et al. Directional and spectral shaping of light emission with mie-resonant silicon nanoantenna arrays. *ACS Photonics* (2018) 5:1359–64. doi:10.1021/acsp Photonics.7b01375
97. Guo DY, Chen CW, Li CC, Jau HC, Lin KH, Feng TM, et al. Reconfiguration of three-dimensional liquid-crystalline photonic crystals by electrostriction. *Nat Mater* (2020) 19:94–101. doi:10.1038/s41563-019-0512-3
98. Buchnev O, Wallauer J, Walther M, Kaczmarek M, Zheludev NI, Fedotov VA, Controlling intensity and phase of terahertz radiation with an optically thin liquid crystal-loaded metamaterial. *Appl Phys Lett* (2013) 103:4. doi:10.1063/1.4823822
99. Chikhi N, Lisitskiy M, Papari G, Tkachenko V, Andreone A, A hybrid tunable THz metadvice using a high birefringence liquid crystal. *Sci Rep* (2016) 6:34536. doi:10.1038/srep34536
100. Sautter J, Staude I, Decker M, Rusak E, Neshev DN, Brener I, et al. Active tuning of all-dielectric metasurfaces. *ACS Nano* (2015) 9:4308–15. doi:10.1021/acsnano.5b00723
101. Liang X, Chen M, Guo S, Zhang L, Li F, Yang H, Dual-band modulation of visible and near-infrared light transmittance in an all-solution-processed hybrid micro-nano composite film. *ACS Appl Mater Interf* (2017) 9:40810–9. doi:10.1021/acsnano.7b11582
102. Parry M, Komar A, Hopkins B, Campione S, Liu S, Miroshnichenko AE, et al. Active tuning of high-Q dielectric metasurfaces. *Appl Phys Lett* (2017) 111:053102. doi:10.1063/1.4997301
103. Bohn J, Bucher T, Chong KE, Komar A, Choi DY, Neshev DN, et al. Active tuning of spontaneous emission by mie-resonant dielectric metasurfaces. *Nano Lett* (2018) 18:3461–5. doi:10.1021/acs.nanolett.8b00475
104. Ke YJ, Zhou CZ, Zhou Y, Wang SC, Chan SH, Long Y, Emerging thermal-responsive materials and integrated techniques targeting the energy-efficient smart window application. *Adv Funct Mater* (2018) 28:18. doi:10.1002/adfm.201800113
105. Sentker K, Yildirim A, Lippmann M, Zantop AW, Bertram F, Hofmann T, et al. Self-assembly of liquid crystals in nanoporous solids for adaptive photonic metamaterials. *Nanoscale* (2019) 11:23304–17. doi:10.1039/c9nr07143a
106. Hokmabadi MP, Tareki A, Rivera E, Kung P, Lindquist RG, Kim SM, Investigation of tunable terahertz metamaterial perfect absorber with anisotropic dielectric liquid crystal. *AIP Adv* (2017) 7: 015102. doi:10.1063/1.4973638
107. Yin ST, Xiao D, Liu JX, Li K, He H, Jiang SZ, et al. Reconfigurable chiral metasurface absorbers based on liquid crystals. *IEEE Phot J* (2018) 10:9. doi:10.1109/jphot.2018.2878775
108. Vasic B, Zografopoulos DC, Isic G, Beccherelli R, Gajic R, Electrically tunable terahertz polarization converter based on overcoupled metal-isolator-metal metamaterials infiltrated with liquid crystals. *Nanotechnology* (2017) 28:11. doi:10.1088/1361-6528/aa5bbd
109. Sasaki T, Nishie Y, Kambayashi M, Sakamoto M, Noda K, Okamoto H, et al. Active terahertz polarization converter using a liquid crystal-embedded metal mesh. *IEEE Phot J* (2019) 11:1–7. doi:10.1109/jphot.2019.2950021
110. Savo S, Shrekenhamer D, Padilla WJ, Liquid crystal metamaterial absorber spatial light modulator for THz applications. *Adv Opt Mater* (2014b) 2:275–9. doi:10.1002/adom.201300384
111. Zeng BB, Huang ZQ, Singh A, Yao Y, Azad AK, Mohite AD, et al. Hybrid graphene metasurfaces for high-speed mid-infrared light modulation and single-pixel imaging. *Light Sci Appl* (2018) 7:51. doi:10.1038/s41377-018-0055-4
112. Ting TL, Technology of liquid crystal based antenna [Invited]. *Opt Express* (2019) 27:17138–53. doi:10.1364/oe.27.017138
113. Sharma M, Hendler N, Ellenbogen T, Electrically switchable color tags based on active liquid-crystal plasmonic metasurface platform. *Adv Opt Mater* (2020) 8:1901182. doi:10.1002/adom.201901182
114. Buchnev O, Ou JY, Kaczmarek M, Zheludev NI, Fedotov VA, Electro-optical control in a plasmonic metamaterial hybridised with a liquid-crystal cell. *Opt Express* (2013) 21:1633–8. doi:10.1364/oe.21.001633
115. Decker M, Kremers C, Minovich A, Staude I, Miroshnichenko AE, Chigrin D, et al. Electro-optical switching by liquid-crystal controlled metasurfaces. *Opt Express* (2013) 21:8879–85. doi:10.1364/oe.21.008879

Conflict of Interest: The authors declare that the research was conducted in the absence of any commercial or financial relationships that could be construed as a potential conflict of interest.

Copyright © 2021 Xu, Yang, Fan, Fu and Zhang. This is an open-access article distributed under the terms of the Creative Commons Attribution License (CC BY). The use, distribution or reproduction in other forums is permitted, provided the original author(s) and the copyright owner(s) are credited and that the original publication in this journal is cited, in accordance with accepted academic practice. No use, distribution or reproduction is permitted which does not comply with these terms.