



# Hydraulic Balance of a *Eucalyptus urophylla* Plantation in Response to Periodic Drought in Low Subtropical China

Zhenzhen Zhang<sup>1,2</sup>, Ping Zhao<sup>1,3\*</sup>, Heather R. McCarthy<sup>4</sup>, Lei Ouyang<sup>1</sup>, Junfeng Niu<sup>1</sup>, Liwei Zhu<sup>1</sup>, Guangyan Ni<sup>1</sup> and Yuqing Huang<sup>5</sup>

<sup>1</sup> Key Laboratory of Vegetation Restoration and Management of Degraded Ecosystems, South China Institute of Botany (CAS), Guangzhou, China, <sup>2</sup> College of Life Sciences, University of Chinese Academy of Sciences, Beijing, China, <sup>3</sup> Guangdong Provincial Key Laboratory of Applied Botany, South China Institute of Botany (CAS), Guangzhou, China, <sup>4</sup> Department of Microbiology and Plant Biology, University of Oklahoma, Norman, OK, USA, <sup>5</sup> Guangxi Institute of Botany (CAS), Guilin, China

## OPEN ACCESS

### Edited by:

Boris Rewald,  
University of Natural Resources  
and Life Sciences, Vienna, Austria

### Reviewed by:

Maurizio Mencuccini,  
University of Edinburgh, UK  
Marina Shinkai Gentil Otto,  
4Tree Agroflorestal, Brazil

### \*Correspondence:

Ping Zhao  
zhaoping@scib.ac.cn

### Specialty section:

This article was submitted to  
Functional Plant Ecology,  
a section of the journal  
Frontiers in Plant Science

**Received:** 05 March 2016

**Accepted:** 22 August 2016

**Published:** 26 September 2016

### Citation:

Zhang Z, Zhao P, McCarthy HR, Ouyang L, Niu J, Zhu L, Ni G and Huang Y (2016) Hydraulic Balance of a *Eucalyptus urophylla* Plantation in Response to Periodic Drought in Low Subtropical China. *Front. Plant Sci.* 7:1346. doi: 10.3389/fpls.2016.01346

A clear understanding of hydraulic regulation in cultivated plants is crucial for addressing challenges to forest water cycling due to climate changes in low subtropical China. Experiments were conducted to determine the hydrologic balance of a *Eucalyptus urophylla* plantation in response to periodic drought. Trees displayed lower stomatal conductance ( $G_S$ ) and leaf water potentials ( $\Psi_L$ ) during the dry periods. A decrease of 22.4% was found for the maximum reference  $G_S$  ( $G_S$  at  $D = 1$  kPa;  $G_{Sref-max}$ ). Accordingly, specific hydraulic conductivity ( $k_s$ ) decreased by 45.3 – 65.6% from the wet to the dry season, depending on the tree size. Fairly stable leaf stomatal conductance ( $g_s$ ) with decreasing  $\Psi_L$  ( $\Psi_L < -1.6$  MPa) contributed to the high water-use efficiency (WUE) of this *Eucalyptus* species. Additionally, the lower stomatal sensitivity ( $-m = 0.53$ ) in the dry season might also be responsible for the high WUE, since we found an anisohydric behavior that was associated with photosynthetically active radiation ( $Q_0$ ). Larger trees were found to use water more efficiently than small trees, due to the higher sensitivity of  $k_s$  to decreasing  $\Psi_L$ . This was also verified by the decreasing leaf carbon isotope discrimination ( $\Delta^{13}C$ ) with increasing tree diameter. However, further studies are needed to determine the universality of these results for other *Eucalyptus* species in this region.

**Keywords:** anisohydric, *Eucalyptus urophylla*, hydraulic balance, stomatal conductance, water use efficiency

## INTRODUCTION

Due to anthropogenic climate changes, the survival of tropical and subtropical forest communities may be threatened in a variety of ways, including increased frequency of severe droughts caused by changes in precipitation pattern (Davidson et al., 2012), especially in the southern region of China (Zhai et al., 2005; Zhou et al., 2011). As previously reported, long term drought may lead to increased tree mortality, and decreased productivity and forest biomass carbon sinks for natural forests (Chaves et al., 2002; Zhou et al., 2013). Recently, planted forests have been suggested to be more vulnerable to severe environmental stress because of their weaker ecological resilience (Bleby et al., 2012).

Under light-saturating conditions and a high vapor pressure deficit ( $D$ ), most plants reduce stomatal conductance ( $G_s$ ) to limit transpiration and to slow down the development of potentially damaging low leaf water potential ( $\Psi_L$ ) (Meinzer, 1993), ultimately leading to a decrease in net primary productivity (NPP) (Ryan and Waring, 1992). However, some plants have been hypothesized to follow optimal trajectories to maximize their carbon gain (Hölttä et al., 2011; Rosen, 2013). For example, Eucalyptus species have been reported to have high photosynthetic capacity, WUE, and growth rate (Whitehead and Beadle, 2004), which may imply a high canopy  $G_s$ . These characteristics may minimize and counteract the effects of extreme climate events, and reinforce community resilience (Lloret et al., 2012). However, how these species coordinate decreases in  $G_s$  to avoid hydraulic failure with the demand to maximize carbon assimilation in dry conditions is poorly understood and less reported.

Generally, plants have been classified into two broad categories based on the ability of stomata to regulate  $\Psi_L$ : isohydric and anisohydric (Jones, 1998; Martínez-Vilalta et al., 2014). Isohydric species adjust their stomatal opening in such a way as to maintain midday  $\Psi_L$  relatively stable as environmental conditions change. In contrast, anisohydric species have less strict stomatal control, with no discernible threshold of minimum  $\Psi_L$  (Martínez-Vilalta et al., 2014). It has been found that the slope of the relationship between  $G_s$  and  $\ln(D)$  is closely related to the magnitude of  $G_s$  at  $D = 1.0$  kPa ( $G_{Sref}$ ), and can be used as an empirical relationship to describe isohydric behavior (Oren et al., 1998). The stomatal sensitivity to  $D$  of isohydric plants is reported to be linearly proportional to  $G_{Sref}$  (i.e.,  $-m = 0.6$ ) (Pou et al., 2012), which provides insight into stomatal regulation. Some Eucalyptus (e.g., *Eucalyptus gomphocephala*) have been reported to allow a greater  $\Psi_L$  range than typical isohydric species and to occupy more drought-prone habitats, since they have xylem that is more resistant to negative water potentials (Franks et al., 2007; West et al., 2008). However, little is known about whether this behavior will facilitate the maximization of carbon assimilation for Eucalyptus.

Except for stomatal regulation, trees mainly respond to soil drought-induced water stress by changes to hydraulic properties, in order to adapt to the environment in the long term (Schäfer et al., 2000; Forrester, 2015). These changes are highly related to stomatal regulation. One of the most commonly observed strategies is that the hydraulic limitation of  $G_s$  by increasing path length can be mitigated by structural compensation, particularly a reduction in  $A_L/A_S$  (Becker et al., 2000; McDowell et al., 2002; Delzon et al., 2004). Some other compensating strategies have been observed, such as larger trees possessing deeper roots and larger conduit diameters (Mokany et al., 2003; Anderegg et al., 2012). Köstner et al. (2002) claimed that the increased path length and gravitational head concomitant with height ( $H$ ) growth must be offset either by a reduction in  $G_s$ , the ratio of leaf area to sapwood area ( $A_L/A_S$ ),  $\Psi_L$ , or by an increase in hydraulic conductivity ( $K_s$ ), to maintain hydraulic balance for any given soil water potential ( $\Psi_s$ ) and  $D$ . Eucalyptus species usually have large leaf area to support rapid stem growth (White et al., 1998), and thus have high transpiration demands at both the leaf and

canopy levels during drought periods (Dawson, 1996). Therefore, we hypothesized that Eucalyptus are likely to maintain a constant  $G_s$  and support a higher  $A_L$  as trees grow in order to meet the great growth demands, while other strategies are employed to compensate for the increased hydraulic limitation with tree height and transpiration demand. To shed light on this aspect of Eucalyptus, it is necessary to quantify the effect of tree size on tree growth, as soil water decreases (Feichtinger et al., 2014).

*Eucalyptus urophylla* is the most widely planted forest tree in southern China and its area is still rapidly expanding (Shi et al., 2012). Our study is focused on how fast growing *Eucalyptus* forests in low subtropical China balance hydraulic safety and carbon assimilation under periodical drought. Specifically we asked: (1) How does this species coordinate decreased  $G_s$  with changes in hydraulic conductivity to maximize carbon assimilation in dry conditions? (2) How do stomatal regulation and hydraulic conductivity converge with tree structural changes so as to maintain fast growth?

## MATERIALS AND METHODS

### Study Site and Plant Material

This study was conducted at the Huangmian state forest farm (24°66'N, 109°87'E), which is located approximately 60 km southwest of Guilin city in South China. This farm is planted with *E. urophylla* for lumber and pulp production. All of the measurements took place in a 3–5 year old *E. urophylla* stand on a hill with an inclination of approximately 30° facing southwest. The forest density was 1375 trees ha<sup>-1</sup>. The soil of this forest is characterized as heavy loam. This area is characterized by a low subtropical monsoon climate with annual precipitation ranging from 1750 to 2000 mm and an average annual temperature of 19°C. Rainfall is unevenly distributed throughout the year, producing wet (March to September) and dry (October to February of the next year) seasons. Measurements were carried out from June 2012 to May 2013 on 15 trees. The mean tree height and diameter at breast height (DBH) of the sampled trees was 11.5 ± 2.9 m and 10.1 ± 2.2 cm, respectively. An instrument tower 23 m tall was set up within the plantation, providing access to the canopy of the forest stand.

### Sap Flow and Environmental Factors

Self-made Granier-type sensors (20 mm in length; Granier et al., 1996) consisting of a heated (constant heat flow) probe and an unheated thermocouple probe were used to monitor the sap flow density ( $F_d$ , g m<sup>-2</sup> s<sup>-1</sup>) of the sampled 15 trees. The probes were inserted into the xylem at breast height (1.3 m) on the north side of tree stems. The upper probe was supplied with a constant power of 120 mA. The temperature difference between both probes was measured and converted to  $F_d$ , according to Granier et al. (1996). More details of sensor installation have been described in Zhu et al. (2015) and Zhang et al. (2016). The  $F_d$  of *E. urophylla* is assumed to be isotropic in terms of evenly distributed leaf transpiration around the tree crown (Burgess and Dawson, 2008).  $F_d$  was used to estimate transpiration after it was converted into a spatially weighted mean flux based on the

radial variation in sap flow density observed in another study of *E. urophylla* ( $n = 38$ , Zhou et al., 2004). They found that the variation in sapflow density from the outmost of the stem for 3–4 year old *E. urophylla* can be expressed as  $F_d = ax^3 + bx^2 + cx + d$ , where  $x$  is the ratio of the sensor depth to the radial sapwood thickness. We combined the results of the two plots in their study and obtained the equation  $F_d = 4.33x^3 - 8.31x^2 + 4.07x + 0.52$ . Natural temperature gradients can lead to large potential errors of sap flow measurements (Do and Rocheteau, 2002), however, temperature gradients were found to be negligible in our study (Zhang et al., 2016).

A micro-meteorological station was built on the top of the tower. Photosynthetic photon flux density ( $Q_0$ ,  $\mu\text{mol m}^{-2} \text{s}^{-1}$ ), temperature ( $T$ ,  $^{\circ}\text{C}$ ), relative humidity (RH, %), and wind speed ( $u$ ,  $\text{m s}^{-1}$ ) were measured simultaneously with the sap flow measurements (Zhu et al., 2015; Zhang et al., 2016). Rainfall data (in Guilin) during the study period were obtained from the China Meteorological Data Sharing Service System<sup>1</sup>. Soil water content (SWC,  $\text{m}^3 \text{m}^{-3}$ ) was monitored with three soil water probes (SM300, UK) that were buried 30 cm under the ground surface.

## Tree Morphological Features

For each sap flow tree, DBH was measured with a diameter tape, and tree height ( $h$ ) was estimated with a tape dropped from the top of the tower. Leaf area ( $A_L$ ) was estimated using an allometric relationship between DBH and the  $A_L$  that was constructed by harvesting seven trees outside (but near) the experimental plot. During the harvest, five small leaf sub-samples from each tree were scanned with a portable leaf area meter (LICOR-3000, USA) and weighed (fresh weight) to estimate specific leaf area (area/fresh mass ratio). Then all leaves of the harvested trees were collected, weighed and multiplied by the specific leaf area to obtain an estimate of whole tree  $A_L$ . The DBH of the harvested trees ranged from 6.6 to 11.1 cm, while those for sap flow trees ranged from 8.5 to 16.1 cm (i.e., the range of DBH for harvest trees didn't cover the full range of trees used for sap flow measurements). Thus, we combined our DBH and  $A_L$  measurements with those from Zhu et al. (2009) (*E. urophylla*;  $n = 9$ ) to derive an  $A_L$  – DBH relationship [ $A_L = 43.43 * (1 - \exp(-0.15\text{DBH}))^{4.93}$ ,  $R^2 = 0.93$ ,  $n = 16$ ]. Data was obtained from the table in their paper. Sapwood depth and bark thickness were determined from stem cores (5 mm in diameter) obtained with an increment borer from selected trees outside the sap flux measurement plots (5 m away, in the same stand). The sapwood depth was visually distinguished from heartwood based on color, and was used to calculate sapwood area ( $A_S$ ), which can be expressed as  $A_S = -0.008 + 0.0015\text{DBH}$ ,  $R^2 = 0.97$ ,  $n = 27$ . Since sample trees were estimated based on the relationship between DBH and  $A_S$ , we used the fitted relationship between DBH and  $A_S$  and the  $A_L$  from the harvested trees together to scale up whole tree transpiration ( $E_T$ ). Nocturnal sap flux ( $E_{T-\text{NOC}}$ ) was defined as  $E_T$  that occurred when  $Q_0 = 0$ . Since *Eucalyptus* are reported to have thick, tough and long lived leaves with weak seasonal dynamics (Reich et al., 1999), thus the variation in leaf area would not be accounted for these relationships.

<sup>1</sup><http://data.cma.cn/>

## Hydraulic Properties of Stem Xylem

The physical limitations on water transport in the xylem determine the stomatal behavior and transpiration in trees. This relationship is usually expressed as a combination of Darcy's law with a simple expression for transpiration which is equated to liquid transport in wood (Whitehead and Jarvis, 1981):

$$G_{S\text{ref}} \propto E_L = k_s(\Delta\Psi - 0.01h) \frac{A_S}{A_L h} \quad (1)$$

Where  $k_s$  is the effective hydraulic conductivity from soil to leaves (whole-plant conductance per unit sapwood), and  $\Delta\Psi$  is the water potential difference between root and leaf.

In order to determine the wet-dry seasonal variation in  $\Delta\Psi$ , the leaf water potentials at pre-dawn ( $\Psi_{\text{pre-dawn}}$ , 5:00), pre-night ( $\Psi_{\text{pre-night}}$ , 19:00) and midday ( $\Psi_{\text{midday}}$ , 13:00) were measured with a portable pressure chamber (PMS 1000, Corvallis, OR, USA) on sunny days in the wet (5 days) and dry (4 days) seasons. Five trees were selected for measurement.  $\Psi_L$  were the mean of three replicate shoots with fully expanded leaves, sampled from the mid-crown of each tree. Since soil moisture variation within a single day is small,  $\Psi_{\text{pre-dawn}}$  was treated as a substitute for the water potential in the soil ( $\Psi_s$ ) (Kim et al., 2008; Bleby et al., 2012). Thus,  $\Delta\Psi$  was estimated as the difference between  $\Psi_{\text{pre-dawn}}$  and  $\Psi_{\text{midday}}$ .

## Canopy Stomatal Conductance

If forest transpiration is well-coupled with atmospheric factors, the mean stomatal conductance can be estimated based on a simplified equation (Köstner et al., 1992), which is derived from Whitehead and Jarvis (1981). Due to low LAI, the canopy was found to meet the assumptions necessary to adopt this equation (Zhu et al., 2015). It is assumed that the  $F_d$ -scaled transpiration combined with  $A_S/A_L$  is a proxy for transpiration rate per unit of leaf area ( $E_L$ ). Therefore, mean stomatal conductance ( $G_S$ ) for each tree, can be expressed as:

$$G_S = (G_V T_a \rho E_L) / D \quad (2)$$

where  $E_L$  is whole-tree transpiration per unit leaf area ( $\text{g m}^{-2} \text{s}^{-1}$ ),  $G_V$  is the universal gas constant adjusted for water vapor ( $0.462 \text{ m}^3 \text{ kPa K}^{-1} \text{ kg}^{-1}$ ),  $T_a$  is the air temperature (K),  $\rho$  is the density of water ( $998 \text{ kg m}^{-3}$ ), and  $D$  is in kPa.  $G_{Si}$  is in units of  $\text{mmol m}^{-2} \text{ s}^{-1}$  (Monteith and Unsworth, 2013).

The forest had an LAI of  $1.68 \pm 0.28 \text{ m}^2 \text{ m}^{-2}$  and did not show significant seasonal changes ( $p = 0.78$ ) (Zhu et al., 2015). Therefore,  $G_{Si}$  calculation is not subject to errors caused by leaf area dynamics.  $G_{Si}$  was estimated after (1) performing a cross-correlation analysis between  $D$  and  $F_d$ , and using the most appropriate time lag to implement a time-corrected  $F_d$  and (2) filtering out data where  $D < 0.6 \text{ kPa}$ , in the hours of early morning and late afternoon (Oren et al., 1998).

Along with the  $\Psi_L$  measurements, we also measured leaf stomatal conductance ( $g_s$ ) at mid-day on the abaxial surface of sun-exposed leaves with a steady-state porometer (SC-1, DECAGON, USA). Three leaves of each tree were chosen randomly for these measurements.

## Stomatal Sensitivity to Vapor Pressure Deficit

Stomatal sensitivity is proportionally related to the magnitude of  $G_s$  at low  $D$  ( $D = 1$  kPa) when soil moisture is not limiting (Granier et al., 1996), and it can be derived as:

$$G_s = G_{sref} - m \ln D \quad (3)$$

where  $G_{sref}$  is the intercept (i.e., the value of  $G_s$  at  $D = 1$  kPa in a log-linear relationship), and  $-m$  represents the slope of the regression fit representing stomatal sensitivity to  $D$  (i.e.,  $dG_s/d \ln D$ ). By analyzing data from a variety of sources, including both porometric and sap flux derived  $G_s$ ,  $-m$  was demonstrated to be approximately 0.6 (Oren et al., 1998). In our study, the  $-m$  and  $G_{sref}$  for *E. urophylla* in the wet and dry seasons was calculated to characterize the response of  $G_s$  to drought.

A boundary line analysis of the relationship between  $D$  and  $G_s$  was performed for the dry and wet seasons. The datasets of  $G_s$  for each tree were binned by radiation (nine levels from 0 to 1600  $\mu\text{mol m}^{-2} \text{s}^{-1}$ ). The data at night ( $Q_0 = 0$ ) were excluded because plant physiological response at night is much more complicated than that in the daytime (Oren et al., 2001). The relationship between the mean  $\ln D$  and  $G_s$  of each subset was linearly fitted, and the intercept and slope corresponded to the  $G_{sref}$  ( $G_s$  at  $D = 1$  kPa) and sensitivity in response to  $D$  ( $dG_s/d \ln D$ ,  $\text{mmol m}^{-2} \text{s}^{-1} \text{kPa}^{-1}$ ), respectively (Oren et al., 1998). Then, the relationship between  $G_{sref}$  and  $-d \ln D / dG_s$  for the two seasons was fitted.

In order to determine the radiation regulation of stomatal conductance under different water conditions, the  $G_{sref}$  under different light conditions was normalized by the value of the maximum  $Q_0$  of each tree in both seasons, and the relationship between the  $G_{sref}$  and mean  $Q_0$  at that level for all of the trees was fitted with an exponential function expressed as:

$$G_{sref} = a \times (1 - \exp(-b \times Q_0)). \quad (4)$$

Where  $a$  refers to the maximum dependent variable, i.e., the max  $G_{sref}$  ( $G_{sref-max}$ ).

## Leaf Stable Carbon Isotopes

After the experiments, we randomly collected leaves at the top of the crown for 11 trees with DBH ranging from 5.2 to 20.4 cm near the sap flow measurement trees. Leaves were dried at 65°C to constant mass, and leaf dry mass was determined to the nearest mg. The dry leaves were then ground to a fine, homogeneous powder (Cernusak and Hutley, 2011). The leaf carbon isotope ratio was determined using a stable isotope ratio mass spectrometer (Isoprime 100, Isoprime, UK) on a subsample of approximately 3 mg leaf material. These analyses were performed in the Public Laboratory of South China Botanical Garden, Guangzhou, China. Carbon isotope discrimination ( $\Delta^{13}\text{C}$ ) in dry leaf matter was calculated as  $\Delta^{13}\text{C} = (\delta^{13}\text{C}_a - \delta^{13}\text{C}_p) / (1 + \delta^{13}\text{C}_p)$ , where  $\delta^{13}\text{C}_p$  is  $\delta^{13}\text{C}$  of dry leaf matter, and  $\delta^{13}\text{C}_a$  is that of atmospheric  $\text{CO}_2$ . We assumed a value of  $-5.5\text{‰}$  for  $\delta^{13}\text{C}_a$ , according to the previous measurements in low subtropical China (Zou et al., 2009).

## Data Analysis

Boundary-line analysis was conducted in Excel (version 2010, Microsoft Office Excel) to set up the relationship between environmental conditions and maximum canopy stomatal conductance or  $F_d$ . The upper boundary line was derived by: (1) partitioning data of independent variables ( $V_1$ ) into specific intervals, (2) calculating the mean and standard deviation of dependent variables ( $V_d$ ) in each interval, (3) removing outliers ( $P < 0.05$ ; Dixon's test), (4) selecting the data falling above the mean plus one standard deviation, and (5) averaging the selected data for each  $V_1$  interval with  $n \geq 5$  remaining  $V_d$  values. The intervals with  $n < 5$  was excluded to prevent  $V_1$  intervals with too little information from affecting the relationship.

Statistical analyses were performed using SAS (version 9.2, SAS Institute, Cary, NC, USA). A multiple regression analysis was conducted to determine the effect of hydraulic architecture on tree water use in the wet and dry seasons. A paired  $t$ -test was used to compare the differences in environmental and plant physiological responses between wet and dry seasons. Origin pro (version 8.6, Origin Lab, USA) was used to draw graphs.

## RESULTS

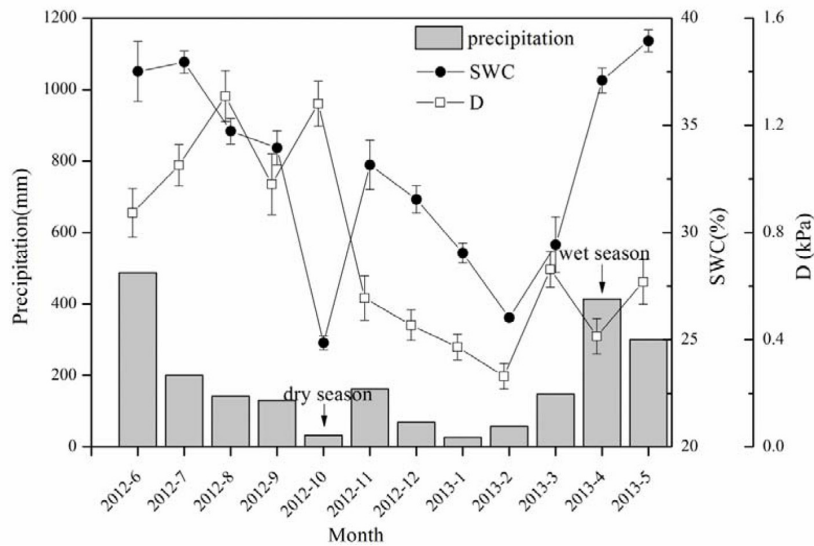
### Water Conditions and Tree Water Use in Different Seasons

The precipitation ( $P$ ) in the research site totaled 2167.6 mm from June 2012 to May 2013 (Figure 1). The water input was mainly contributed by precipitation in late spring and early summer (i.e., from April to June), which accounted for 55.4% of the annual total, while that from October to February (typical dry season in low subtropical China) was only 16%. The SWC in the dry season decreased 32.6% from the wet season, demonstrating a significant difference in the soil water conditions between the wet and dry seasons.

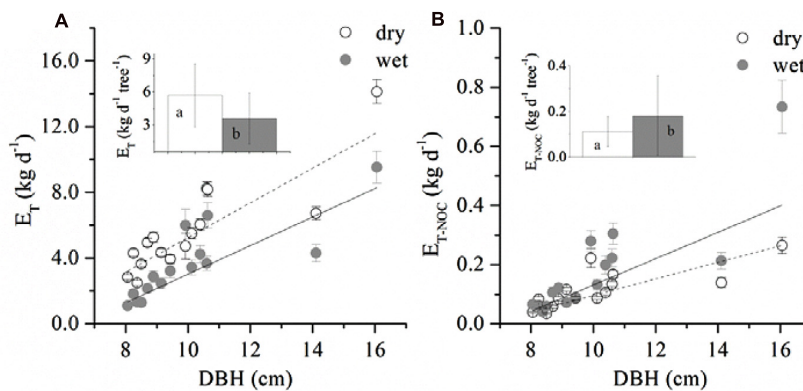
A boundary line analysis of the relationship between  $F_d$  and  $Q_0$  was conducted, and the maximum  $F_d$  was derived from the exponential relationship. The mean  $F_d$  of the 15 trees was  $41.03 \pm 7.97$  and  $38.82 \pm 13.16 \text{ g m}^{-2} \text{ s}^{-1}$  in the dry and wet seasons, respectively, consistent with the pattern of  $D$  (Figure 1). Overall,  $F_d$  was not affected by tree size, although it was weakly related to DBH in the dry season ( $R^2 = 0.19$ ,  $p = 0.06$ ). The wet/dry ratio of  $F_d$  varied from 0.4 to 0.8 and was not significantly related to the tree size ( $R^2 = 0.03$ ). Average  $E_T$  in the dry season ( $5.7 \pm 2.9 \text{ kg d}^{-1}$ ) was 58.0% higher than that in the wet season ( $3.6 \pm 2.3 \text{ kg d}^{-1}$ ) (Figure 2A,  $p < 0.01$ ), and linearly increased with tree size ( $p = 0.003$ ).  $E_{T-NOC}$  was  $0.18 \pm 0.021 \text{ kg d}^{-1}$  in wet and  $0.11 \pm 0.01 \text{ kg d}^{-1}$  in dry seasons (Figure 2B,  $p = 0.047$ ), which contributed  $1.82 \pm 0.45\%$  and  $4.51 \pm 1.34\%$  to daily  $E_T$  in dry and wet seasons, respectively.  $E_{T-NOC}$  was also linearly related with tree size ( $p < 0.01$ ).

The average  $\Psi_{pre-dawn}$  and  $\Psi_{pre-night}$  was  $-0.24 \pm 0.04$  and  $-0.29 \pm 0.02 \text{ MPa}$  in the dry season and  $-0.21 \pm 0.03$  and  $-0.31 \pm 0.05 \text{ MPa}$  in the wet season. Seasonal differences for both were not significant ( $p > 0.05$ ). The average  $\Psi_{noon}$  was higher





**FIGURE 1 |** Precipitation (P), soil water content (SWC) and evaporative demand (D) during the period of sap flow measurement. SWC data shown in the figure are daily mean  $\pm$  SE of that month,  $n = 28\text{--}31$ .



**FIGURE 2 |** Relationship between DBH and (A) averaged daily transpiration ( $E_T$ ), (B) averaged total nocturnal sap flow ( $E_{T-NOC}$ ). Data are mean  $\pm$  SE, and all linear fittings are significant at the  $p < 0.05$  level. The insets in the figure represent the mean  $E_T$  (A) and  $E_{T-NOC}$  (B) of all 15 trees in dry and wet seasons respectively. Different letters indicate a significant difference between dry and wet seasons.

( $-0.75 \pm 0.23$  MPa) in the wet season than that in the dry season ( $-1.46 \pm 0.23$  MPa) ( $p < 0.01$ ).  $\Psi_{\text{pre-dawn}}$  and  $\Psi_{\text{noon}}$  versus tree size in both seasons are shown in **Figure 3**. Tree size was not related to variations in either  $\Psi_{\text{pre-dawn}}$  and  $\Psi_{\text{noon}}$ . Accordingly, the water potential difference at midday ( $\Delta\Psi$ ) had a mean of  $0.62 \pm 0.66$  (wet) and  $1.22 \pm 0.10$  MPa (dry).  $\Delta\Psi$  was much higher in wet than in dry season ( $p < 0.01$ ). No difference existed among the five trees for the parameters above ( $p > 0.05$ ).

### VPD Regulated $G_s$ under Different Light Conditions

The time lag between D and  $G_s$  was found to be 1.3 and 0.5 h in dry and wet seasons respectively. Thus, time-lagged  $G_s$  was used to calculate  $G_{S\text{ref}}$ .  $G_{S\text{ref}}$  had a linear relationship

with  $-dG_s/d\ln D$  in both dry and wet seasons, but significant differences of the slopes were observed under different light levels (ANOVA,  $p < 0.01$ , **Figure 4**). Normalized  $G_{S\text{ref}}$  of all of the trees increased rapidly as  $Q_0$  rose until maximum (**Figure 5A**).  $G_{S\text{ref}}$  reached 90% of the maximum ( $G_{S90}$ ) when  $Q_0$  was 287.8 and 167.1  $\mu\text{mol m}^{-2} \text{s}^{-1}$  in the dry and wet seasons, respectively. This revealed that  $G_{S\text{ref}}$  was more sensitive to light in wet season, leading to a lower saturation point than that in the dry season ( $p < 0.01$ ). It was found that  $-m$  at different light levels had a weak relationship with tree size (not shown;  $p = 0.33$ ). The effect of  $Q_0$  on  $-m$  was also quantified in both seasons (**Figure 5B**).  $-m$  gradually decreased with  $Q_0$  before a short increase under low light conditions (ANOVA, Duncan,  $p < 0.01$ ), i.e., the sensitivity was not constant within a single day when the light intensity varied substantially. When the data under low light conditions

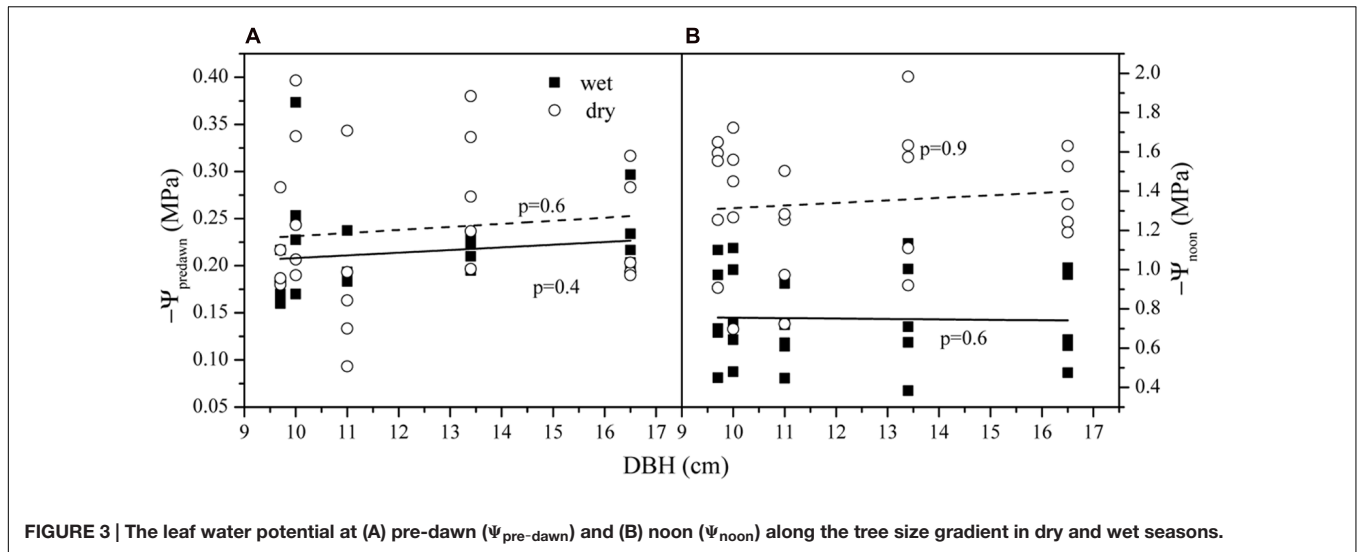


FIGURE 3 | The leaf water potential at (A) pre-dawn ( $\Psi_{\text{pre-dawn}}$ ) and (B) noon ( $\Psi_{\text{noon}}$ ) along the tree size gradient in dry and wet seasons.

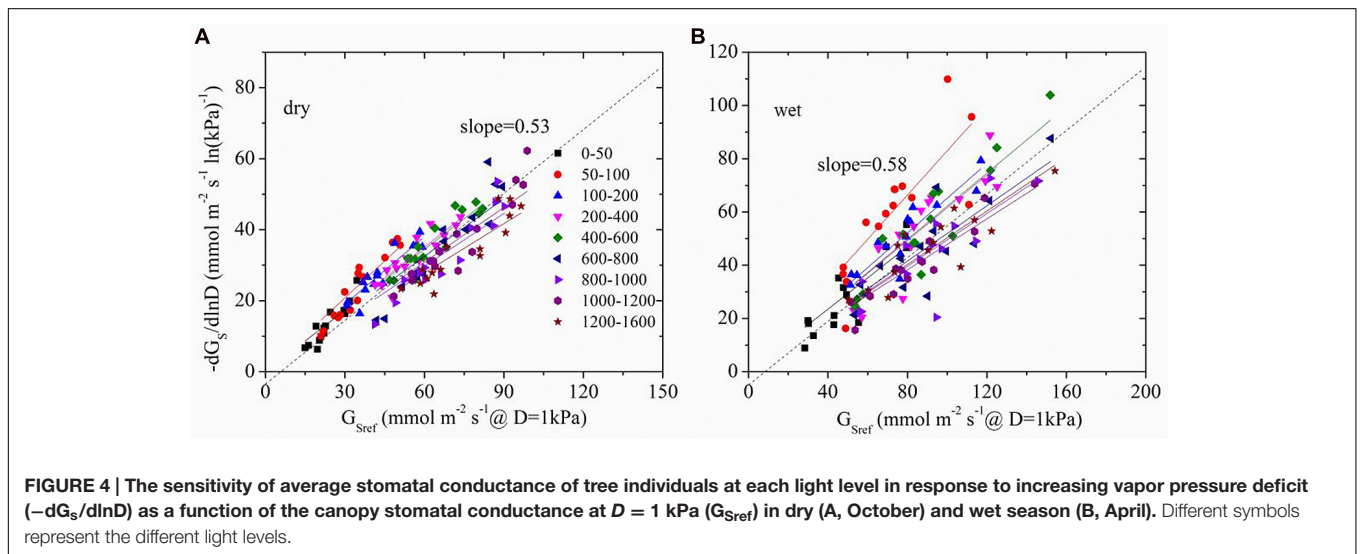


FIGURE 4 | The sensitivity of average stomatal conductance of tree individuals at each light level in response to increasing vapor pressure deficit ( $-dG_s/d\ln D$ ) as a function of the canopy stomatal conductance at  $D = 1 \text{ kPa}$  ( $G_{\text{Sref}}$ ) in dry (A, October) and wet season (B, April). Different symbols represent the different light levels.

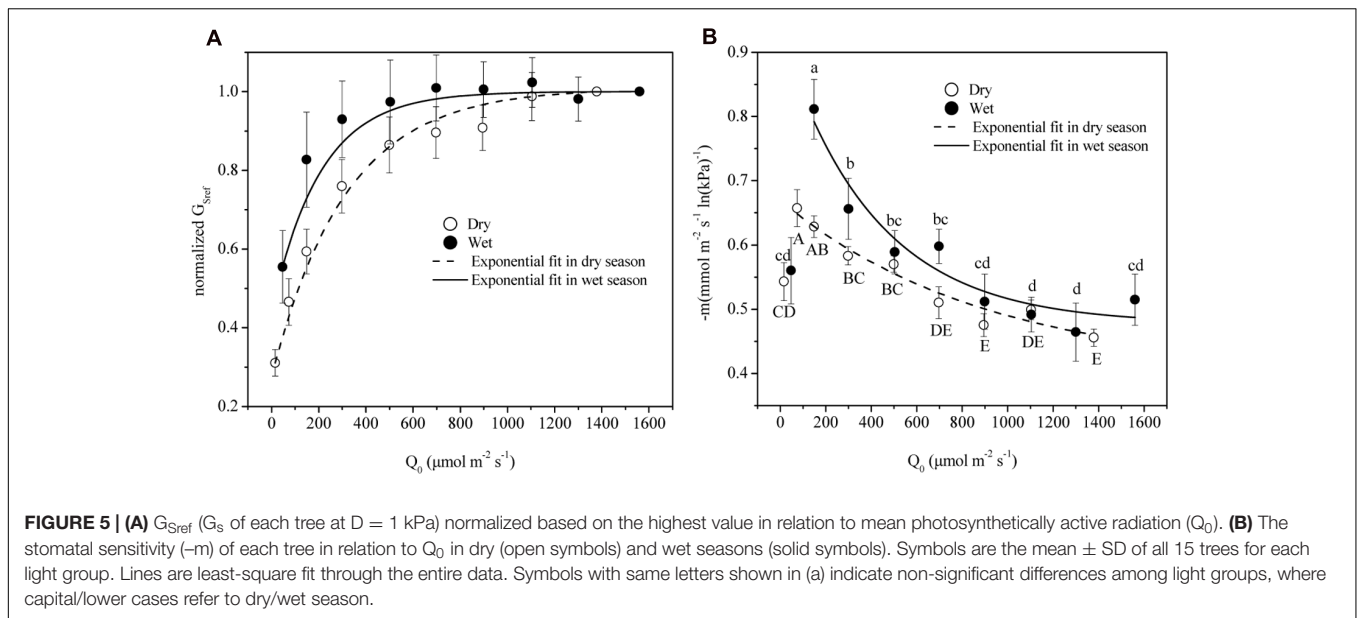
( $Q_0 < 200 \mu\text{mol m}^{-2} \text{ s}^{-1}$ ) were removed, a linear decrease in  $-m$  ranging from 0.32 to 0.83 (dry season) and 0.22 to 1.10 (wet season) with radiation was observed for the 15 trees (Figure 5B). Mean  $-m$  was substantially higher in the wet season ( $0.58 \pm 0.01$ ) than in the dry season ( $0.53 \pm 0.007$ ) ( $p = 0.038$ ).

Oren et al. (1998) reported that as long as stomata regulate the leaf potential near a constant value, a slope close to 0.6 is expected. The exact slope depends on the  $D$  range, boundary layer conductance ( $g_{bl}$ ), and changes in hydraulic conductance associated with  $D$ . To determine the effect of the  $D$  range, boundary analysis was conducted with the data shown in Figure 4 when  $D = 1 \text{ kPa} - 2 \text{ kPa}$  for all light levels.  $-m$  derived from this range was compared with that from all of the data, and it turned out to be insignificantly different from the full range in both dry and wet seasons ( $p = 0.43$  and  $0.14$ , respectively, ANOVA). In addition, since *E. urophylla* has narrow leaves,  $g_{bl}$  in the stand during the wet and dry seasons was found to be 930.1 and 1149.8  $\text{mmol m}^{-2} \text{ s}^{-1}$  (unpublished data), respectively,

which led to a ratio of  $g_{bl}/G_s$  higher than 2 in the dry season. It is claimed that  $-m$  is negatively related to  $g_{bl}/G_s$  and equals 0.55 when the  $g_{bl}/G_s$  is 10 (Oren et al., 1998). Our lower value will produce a higher  $-m$  value ( $>0.55$ ) in the dry season for *E. urophylla*. Thus, it is the changes in hydraulic conductance that are responsible for the  $-m$  variation.

## Stomatal Regulation in Relation to Tree Size and Leaf Water Potential

We estimated the max  $G_s$  ( $G_{\text{Sref-max}}$ ) of each tree from the exponential function (equation 4, corresponding to  $a$ ) before it was normalized and fitted to DBH (Figure 6).  $G_{\text{Sref-max}}$  was found to increase with DBH in the wet season before reaching the maximum when  $\text{DBH} > 9 \text{ cm}$ . While no clear relationship in the dry season was observed, the mean  $G_{\text{Sref-max}}$  was higher in the wet season ( $88.6 \text{ mmol m}^{-2} \text{ s}^{-1}$ ) than in the dry season ( $68.8 \text{ mmol m}^{-2} \text{ s}^{-1}$ ) ( $p < 0.01$ ). The ratio of  $G_{\text{Sref-max}}$  in the dry to wet season ranged from 0.58 to 1.26 (0.81 on average),



decreasing rapidly when  $DBH < 9$  cm and stabilizing when  $DBH > 9$  cm.

We also related  $\Psi_{noon}$  with the corresponding mid-day  $g_s$  in  $k_s$  with Equation (1) when  $D = 1$  kPa (Figure 7B). It was observed that  $k_s$  in the wet season was much higher than that in the dry season ( $29.1 \pm 13.1$  vs.  $9.4 \pm 3.2$   $\text{mmol m}^{-1} \text{MPa}^{-1}$ ). In addition, larger trees had a much higher seasonal variation in  $k_s$  ( $p < 0.01$ ). As shown in Figure 7B, the dry to wet season ratio of  $k_s$  decreased rapidly with size growth, becoming constant for  $DBH > 10$  cm.

## Hydraulic Conductivity

The combined effects of  $A_L/A_s$ ,  $H$  and  $\Psi_L$  on stomatal conductance of the 15 trees were described using Equation (1) to quantify the tree hydraulic aspects of the plant physiological response (Table 1). The  $A_L/A_s$  gradually decreased up to

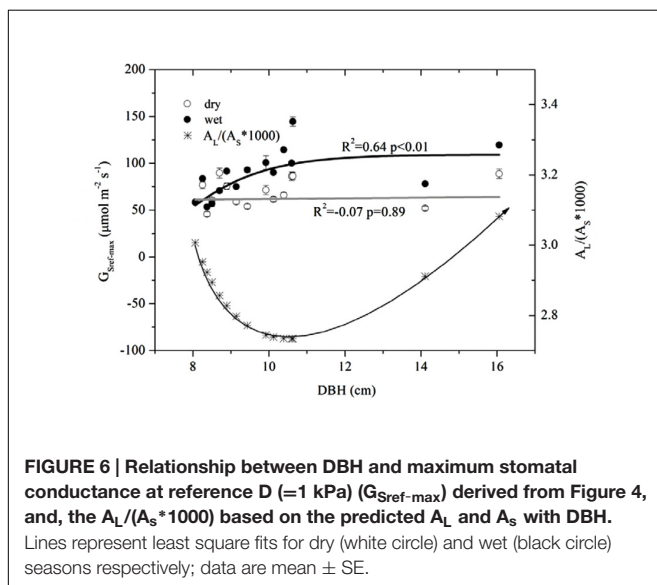
approximately  $DBH = 10$  cm, then started to increase when  $DBH > 11$  cm (Figure 6). We evaluated the seasonal change in  $k_s$  with Equation (1) when  $D = 1$  kPa (Figure 7B). It was observed that  $k_s$  in the wet season was much higher than that in the dry season ( $29.1 \pm 13.1$  vs.  $9.4 \pm 3.2$   $\text{mmol m}^{-1} \text{MPa}^{-1}$ ). In addition, larger trees had a much higher seasonal variation in  $k_s$  ( $p < 0.01$ ). As shown in Figure 7B, the dry to wet season ratio of  $k_s$  decreased rapidly with size growth, becoming constant for  $DBH > 10$  cm.

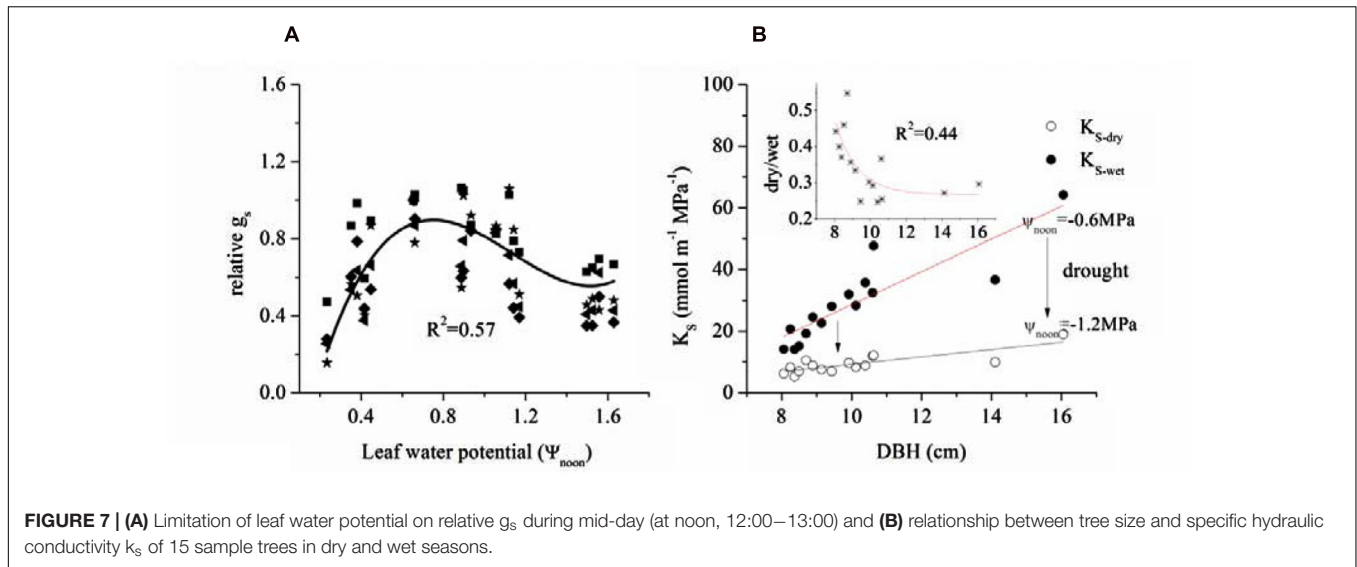
## DISCUSSION

### Stomatal Regulation in Response to Leaf Water Potential

The mechanism of stomatal closure is viewed as a direct response to the change in leaf water potential that is related closely to cell turgor (Martorell et al., 2014). In this study, it appears that  $G_s$  was not held constant in order to maximize carbon assimilation for *E. urophylla* in dry conditions. We found that  $G_s$  decreased by 22.4% following a two-fold decrease in  $\Delta\Psi$  in the dry season (Figure 6). According to equation (2), we assumed that if  $G_s$  does not change, a 234.4% enhancement of  $E_L$  or  $E_T$  would be expected with increased  $D$ , since no significant difference in  $T_a$  and  $A_L$  was observed between the two seasons ( $p > 0.05$ ). Thus, a 22.4% decrease in  $G_s$  eventually induced an increase in  $E_L$  or  $E_T$  of 159.5%.

That 50~60% of maximum  $g_s$  was maintained at  $-1.6$  MPa implies that *E. urophylla* was capable of optimizing carbon assimilation under stressed leaf water conditions.  $g_s$  peaked between  $-0.6$  and  $-0.9$  MPa after which it decreased gradually (Figure 6A), which is similar to the relationship between  $\Psi_L$  and  $g_s$  across 70 tree species including *Eucalyptus* (Klein, 2014). Another example reported by Mielke et al. (2000) showed that  $G_s$  of *Eucalyptus grandis* maintained ~40% of the maximum





when  $\Psi_L < -2.45$  MPa before it reached the minimum  $\Psi_L$  ( $-2.8$  MPa). It was observed that the stomata maintained 50–60% of the maximum  $G_s$  when  $\Psi_L$  reached the minimum (1.6 MPa) (**Figure 7A**), which was consistent with the stabilized  $G_s$  ( $\sim 37.5\%$  of the maximum) when predawn  $\Psi_L < -2.37$  for three allopatric *Eucalyptus* species (White et al., 2000). It was shown that the  $\Psi_L$  has a range of  $-2.2$  MPa to  $-1.0$  MPa when  $G_s$  decreased to 50% of the maximum for most tree species (Klein, 2014). Thus, it was claimed that the  $G_s$  of *Eucalyptus* species tended to be less sensitive to the decrease of  $\Delta\Psi$  than most other woody species. This had already been argued for *Eucalyptus gomphocephala*, since  $\Psi_L$  is not fixed at or above any particular value (co-varies with monthly rainfall) in a manner that is consistent with typical anisohydric behavior (Franks et al., 2007). Nevertheless, whether this behavior (i.e., not complete stomatal closure under low leaf water potentials) is general

among all *Eucalyptus* or not needs further studies (Martorell et al., 2014).

We further quantified this anisohydric behavior via the variation of  $-m$  (**Figure 5A**). When light is limited, the increase of  $Q_0$  will stimulate the opening of stomas as shown in **Figure 4B**, until the threshold is reached. Meanwhile,  $-m$  shared the same turning point of  $Q_0$  with  $G_{Sref}$  before gradual decrease. Despite the stabilized  $G_{Sref}$ , the stomas became less sensitive to increased  $D$  as  $Q_0$  increased, illustrated by the lower  $-m$ , i.e., anisohydric behavior. Thus, light plays a significant role in controlling the stomatal response to  $D$  and the carbon assimilation ability. Evidence has shown that taller trees with lower  $G_{Sref}$  sensitivity could maintain higher  $CO_2$  uptake rates over the wide diurnal range of  $D$ , which serves to support carbon exchange (Schäfer et al., 2000). Evidently, it is the different perception ability of abscisic acid (ABA) that contributes to the plants isohydric or

**TABLE 1 | Parameters that were employed to calculate  $k_s$  based on Equation 1 for each tree during the dry and wet seasons.**

DBH (cm)	h (m)	$A_L/A_s$ ( $m^2 m^{-2}$ )	$G_s$ ( $mmol m^{-2} s^{-1}$ )		$E_L$ ( $mmol m^{-2} s^{-1}$ )		$\Delta\Psi_{-0.01 h}$ (MPa)		$k_s$ ( $mmol m^{-2} MPa^{-1}$ )	
			dry	wet	dry	wet	dry	wet	dry	wet
8.06	12.42	1264.71	58.59	57.98	4.28E-04	4.29E-04	1.08	0.48	6.2	14.2
8.25	12.5	1270.57	76.74	83.72	5.60E-04	6.20E-04	1.08	0.48	8.3	20.7
8.37	13.1	1275.10	45.74	53.41	3.34E-04	3.95E-04	1.07	0.47	5.2	14.1
8.5	13.2	1280.58	60.43	56.84	4.41E-04	4.21E-04	1.07	0.47	7.0	15.2
8.7	13.3	1289.97	89.55	70.67	6.54E-04	5.23E-04	1.07	0.47	10.5	19.2
8.89	13.1	1299.70	75.48	91.55	5.51E-04	6.78E-04	1.07	0.47	8.8	24.6
9.14	14.2	1313.35	58.80	75.08	4.29E-04	5.56E-04	1.06	0.46	7.6	22.6
9.43	14.1	1329.89	53.99	92.89	3.94E-04	6.88E-04	1.06	0.46	7.0	28.1
9.92	14.4	1358.36	71.41	100.73	5.21E-04	7.46E-04	1.06	0.46	9.7	32.0
10.12	14.2	1369.86	61.57	90.18	4.50E-04	6.68E-04	1.06	0.46	8.3	28.4
10.39	14.02	1385.07	65.91	114.34	4.81E-04	8.46E-04	1.06	0.46	8.8	35.7
10.6	14.32	1396.54	86.07	100.21	6.29E-04	7.42E-04	1.06	0.46	11.9	32.5
10.63	14.5	1398.15	86.34	144.45	6.31E-04	0.00107	1.06	0.46	12.1	47.6
14.11	17.7	1514.99	51.96	78.09	3.79E-04	5.78E-04	1.02	0.42	9.9	36.6
16.06	19.4	1518.78	88.80	119.53	6.48E-04	8.85E-04	1.01	0.41	19.0	64.2



anisohydric behavior (Tardieu and Simonneau, 1998; Schultz, 2003; Sade et al., 2012), and the release of ABA tends to be activated only when pH is low (such as high Ci) (Ackerson, 1982). For species with higher photosynthetic capacity, lower Ci will be predicted under high light conditions, thus the higher  $G_s$  and the lower sensitivity to D.

### Hydraulic Conductivity of *E. urophylla*

$G_{sref-max}$  showed a decline of 22.5% from  $\Psi_L = -0.6$  MPa to  $-1.2$  MPa, which is less than the 45.3–65.6% decrease of  $k_s$ , implying a more important role of  $k_s$  regulation in restricting excessive transpiration. As we know,  $G_s$  as well as  $k_s$  coincide with decreased  $\Psi_L$  and start to decrease when xylem water refill cannot not balance canopy water loss (Franks et al., 2007). However, the extent of loss of hydraulic conductivity as  $\Psi_L$  decreases varies greatly across a variety of species, habitats, and climates (Hacke, 2014). Generally, species growing with high water supply tend to have larger vessels to promote a high hydraulic conductivity in the conducting tissue rather than to minimize the risk of drought-induced xylem embolism (Zach et al., 2010). In *Eucalyptus grandis* and the hybrid of *Eucalyptus grandis*  $\times$  *camaldulensis*, vessel diameter and length increased from the dry to wet conditions as water uptake through transpiration increased (February et al., 1995). Because of high annual rainfall in our study site (2167.6 mm, Figure 1), growth of the xylem vessel of *E. urophylla* was found to have a mean diameter of  $91.4 \pm 10.1 \mu\text{m}$  (Zhao et al., 2014), which favors the significant decrease of  $k_s$  (45.3–65.6%) in dry conditions.

$E_T$  was observed to increase significantly both in dry and wet season with tree size, which implied improved carbon assimilation (Kim et al., 2008). It was found that the changes of  $A_L/A_s$  didn't follow consistent pattern as other studies have reported (increase or decrease, Figure 6) (Buckley and Roberts, 2006). However, the  $G_{sref-max}$  in the wet season was observed to increase with tree size (Figure 6), and the increased tree height will lead to stomatal regulation (decreased  $g_s$ , Schäfer et al., 2000). Thus, the increased  $k_s$  with DBH (Figure 7B) was thought to contribute to the gradually increased  $E_T$  and  $G_s$  (Figure 2A and 6). In a tropical old-growth forest, for a variety of species,  $k_s$  was found to significantly increase with tree height because of the increased mean vessel diameter both in trunk and twig xylem (Zach et al., 2010). Finally, our results also revealed that there was no significant difference of  $\Psi_L$  among tree sizes (Figure 3). Bleby et al. (2012) reported that the decreased  $\Psi_L$  of *Eucalyptus marginata* usually occurred under natural conditions where resources were limited. At the same time,  $A_L/A_s$  was also found to decline in order to maintain hydraulic homeostasis. If the modification of Darcy's Law for plant water translocation is correct, we can conclude that the increased burden on water transport due to increased  $G_s$ ,  $A_L/A_s$  and tree height were well compensated by the increased  $k_s$ . However, increased  $k_s$  will lead to more vulnerable xylem in the face of drought stress (Thomas et al., 2004; Ladjal et al., 2005). As observed in Figure 7B,  $k_s$  decreased 45.3 and 65.6% respectively for the smallest and largest tree, which implies a lower resistance for suppressed trees with decreasing  $\Psi_L$  (Ambrose et al., 2009).

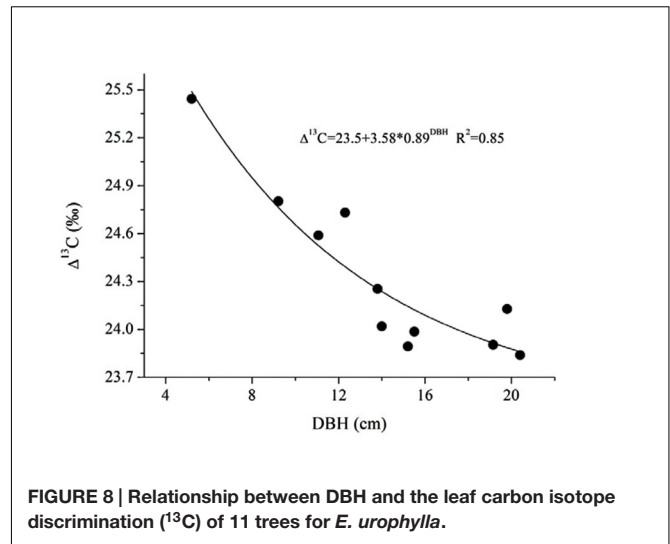


FIGURE 8 | Relationship between DBH and the leaf carbon isotope discrimination ( $^{13}\text{C}$ ) of 11 trees for *E. urophylla*.

### Enhanced WUE with Moderate Periodical Drought

The substantial increase of transpirational demand in the dry season led to the decrease of  $k_s$  and  $G_s$  (Figure 7B). We found that  $G_s$  decreased by 22.4% from the wet to dry seasons, while  $k_s$  decreased by 45.3–65.6% more than  $G_s$ . If leaves in both seasons have the same demand for  $\text{CO}_2$ , the WUE should be higher in the dry season. Such a water-use strategy may contribute to high water-use efficiency for *E. urophylla*, especially under dry conditions because water flux in the xylem is reduced more than  $G_s$  in the leaves. This possibility had been observed in some other studies (Brienen et al., 2011; Maseyk et al., 2011; Liu et al., 2012). In addition, the  $k_s$  ratio of dry/wet decreased from 0.55 to 0.30 with increased tree size (Figure 7B), implying a higher decrease in water loss for large trees. This meant that *E. urophylla* in our stands tended to improve their WUE in the dry period. To verify this hypothesis, we conducted leaf carbon isotope analysis along the tree size gradient. Consistently,  $\Delta^{13}\text{C}$  showed a clear decrease with DBH (Figure 8). A number of studies have argued that moderate drought favors high WUE of tree species from different ecosystems, including forest and desert (Maseyk et al., 2011; Liu et al., 2012). Otto et al. (2014) argued that dominant clonal *Eucalyptus grandis*  $\times$  *urophylla* trees use water more efficiently compared with native species. However, the underlying mechanism responsible for higher WUE is unclear. Our results indicated possible mechanisms for high WUE in dominant trees, which might be verified by further studies on the annual net biomass yield/annual transpiration, since isotope discrimination only provides an estimate of intrinsic WUE rather than the ratio of uptaken  $\text{CO}_2$  to actual fluxes of water vapor.

### CONCLUSION

In a moist low subtropical area in South China with periodic drought, *E. urophylla* was observed to close stomata under lower water supply conditions with decreased  $\Psi_L$ , but showed

anisohydric behavior with gradually stabilizing high  $G_s$  at low  $\Psi_L$ , especially under high light conditions (deceased  $-m$ ).  $k_s$  decreased 45.3–65.6% from wet to dry season, which is significantly higher than the proportional decline of  $G_s$  (22.4%) and may be responsible for the high WUE of Eucalyptus species. As tree size increased, greater sensitivity of  $k_s$  to water loss was synchronous with improved WUE (decreased  $\Delta^{13}C$ ), which contributed to the constant stomatal conductance in the dry season ( $G_{Sref-max}$ ) and the persistent increase of  $A_L/A_S$  with DBH and insignificant change in  $\Psi_L$  among trees for maintaining the hydraulic balance. We are uncertain of the generality of the above behavior for other Eucalyptus species, which deserves further studies.

## AUTHOR'S NOTE

We declare that the previous version of this manuscript “Water use strategies of a young *Eucalyptus urophylla* forest in response to seasonal change of climatic factors in South China” submitted to Biogeosciences Discussion (doi: 10.5194/bgd-12-10469-2015) and appearing as a preprint service, was finally rejected.

## REFERENCES

- Ackerson, R. C. (1982). Synthesis and movement of abscisic acid in water-stressed cotton leaves. *Plant Physiol.* 69, 609–613. doi: 10.1104/pp.69.3.609
- Ambrose, A. R., Sillett, S. C., and Dawson, T. E. (2009). Effects of tree height on branch hydraulics, leaf structure and gas exchange in California redwoods. *Plant Cell Environ.* 32, 743–757. doi: 10.1111/j.1365-3040.2009.01950.x
- Anderegg, W. R. L., Berry, J. A., Smith, D. D., Sperry, J. S., Anderegg, L. D. L., and Field, C. B. (2012). The roles of hydraulic and carbon stress in a widespread climate-induced forest die-off. *Proc. Natl. Acad. Sci. U.S.A.* 109, 233–237. doi: 10.1073/pnas.1107891109
- Becker, P., Meinzer, F. C., and Wullschlegel, S. D. (2000). Hydraulic limitation of tree height: a critique. *Funct. Ecol.* 14, 4–11. doi: 10.1046/j.1365-2435.2000.00397.x
- Bleby, T. M., Colquhoun, I. J., and Adams, M. A. (2012). Hydraulic traits and water use of *Eucalyptus* on restored versus natural sites in a seasonally dry forest in southwestern Australia. *For. Ecol. Manage.* 274, 58–66. doi: 10.1016/j.foreco.2012.02.029
- Brienen, R. J. W., Wanek, W., and Hietz, P. (2011). Stable carbon isotopes in tree rings indicate improved water use efficiency and drought responses of a tropical dry forest tree species. *Trees* 25, 103–113. doi: 10.1007/s00468-010-0474-1
- Buckley, T. N., and Roberts, D. W. (2006). How should leaf area, sapwood area and stomatal conductance vary with tree height to maximize growth? *Tree Physiol.* 26, 145–157. doi: 10.1093/treephys/26.2.145
- Burgess, S. S. O., and Dawson, T. E. (2008). Using branch and basal trunk sap flow measurements to estimate whole-plant water capacitance: a caution. *Plant Soil* 305, 5–13. doi: 10.1007/s11104-007-9378-2
- Cernusak, L. A., and Hutley, L. B. (2011). Stable isotopes reveal the contribution of cortical photosynthesis to growth in branches of *Eucalyptus miniata*. *Plant Physiol.* 155, 515–523. doi: 10.1104/pp.110.163337
- Chaves, M. M., Pereira, J. S., Maroco, J., Rodrigues, M. L., Ricardo, C. P. P., Osorio, M. L., et al. (2002). How plants cope with water stress in the field. photosynthesis and growth. *Ann. Bot.* 89, 907–916. doi: 10.1093/aob/mcf105
- Davidson, E. A., de Araújo, A. C., Artaxo, P., Balch, J. K., Foster Brown, I., Bustamante, M. M. C., et al. (2012). The amazon basin in transition. *Nature* 481, 321–328. doi: 10.1038/nature10717
- Dawson, T. E. (1996). Determining water use by trees and forests from isotopic, energy balance and transpiration analyses: the roles of tree size and hydraulic lift. *Tree Physiol.* 16, 263–272. doi: 10.1093/treephys/16.1-2.263

## AUTHOR CONTRIBUTIONS

ZZ and PZ organized and supported the entire study. HM, LO, JN, LZ, GN, and YH performed the sap flow and physiological measurements. ZZ also wrote this manuscript, PZ and HM edited this manuscript.

## ACKNOWLEDGMENTS

This research was supported by the National Nature Science Foundation of China (Grant No. 41630752, 41030638, 41275169), and the CAS/SAFEA International Partnership Program for Creative Research Teams, Guangxi Key Sci & Tech Foundation (GuiKeZhong 1347001). We thank Prof. Ram Oren for his substantial advice and comments on the writing of this manuscript. We are indebted to Dr. Syed Ashraf Alam, who worked both at South China Botanical Garden/CAS and Department of Physics of the University of Helsinki, for his comments and efforts to improve the language of the manuscript. Data used in this study were collected by the author and are available from the author upon request.

- Delzon, S., Sartore, M., Burlett, R., Dewar, R., and Loustau, D. (2004). Hydraulic responses to height growth in maritime pine trees. *Plant Cell Environ.* 27, 1077–1087. doi: 10.1111/gcb.13148
- Do, F., and Rocheteau, A. (2002). Influence of natural temperature gradients on measurements of xylem sap flow with thermal dissipation probes, 1. Field observations and possible remedies. *Tree Physiol.* 22, 641–648. doi: 10.1093/treephys/22.9.641
- Dow, G. J., and Bergmann, D. C. (2014). Patterning and processes: how stomatal development defines physiological potential. *Curr. Opin. Plant Biol.* 21, 67–74. doi: 10.1016/j.pbi.2014.06.007
- February, E. C., Stock, W. D., Bond, W. J., and Leroux, D. J. (1995). Relationships between water availability and selected vessel characteristics in *Eucalyptus grandis* and two hybrids. *Iawa J.* 16, 269–276. doi: 10.1163/22941932-90001410
- Feichtinger, L. M., Eilmann, B., Buchmann, N., and Rigling, A. (2014). Growth adjustments of conifers to drought and to century-long irrigation. *For. Ecol. Manage.* 334, 96–105. doi: 10.1016/j.foreco.2014.08.008
- Forrester, D. I. (2015). Transpiration and water-use efficiency in mixed-species forests versus monocultures: effects of tree size, stand density and season. *Tree Physiol.* 35, 289–304. doi: 10.1093/treephys/tpv011
- Franks, P. J., Drake, P. L., and Froend, R. H. (2007). Anisohydric but isohydrodynamic: seasonally constant plant water potential gradient explained by a stomatal control mechanism incorporating variable plant hydraulic conductance. *Plant Cell Environ.* 30, 19–30. doi: 10.1111/j.1365-3040.2006.01600.x
- Granier, A., Biron, P., Kostner, B., Gay, L. W., and Najjar, G. (1996). Comparisons of xylem sap flow and water vapour flux at the stand level and derivation of canopy conductance for Scots pine. *Theor. Appl. Climatol.* 53, 115–122. doi: 10.1007/BF00866416
- Hacke, U. G. (2014). Variable plant hydraulic conductance. *Tree Physiol.* 34, 105–108. doi: 10.1093/treephys/tpu007
- Hölttä, T., Mencuccini, M., and Nikinmaa, E. (2011). A carbon cost-gain model explains the observed patterns of xylem safety and efficiency. *Plant Cell Environ.* 34, 1819–1834. doi: 10.1111/j.1365-3040.2011.02377.x
- Jones, H. G. (1998). Stomatal control of photosynthesis and transpiration. *J. Exp. Bot.* 49, 387–398. doi: 10.1093/jexbot/49.suppl\_1.387
- Kim, H.-S., Oren, R., and Hinckley, T. M. (2008). Actual and potential transpiration and carbon assimilation in an irrigated poplar plantation. *Tree Physiol.* 28, 559–577. doi: 10.1093/treephys/28.4.559
- Klein, T. (2014). The variability of stomatal sensitivity to leaf water potential across tree species indicates a continuum between isohydric and

- anisohydric behaviours. *Funct. Ecol.* 28, 1313–1320. doi: 10.1111/1365-2435.12289
- Köstner, B., Falge, E., and Tenhunen, J. D. (2002). Age-related effects on leaf area/sapwood area relationships, canopy transpiration and carbon gain of Norway spruce stands (*Picea abies*) in the Fichtelgebirge, Germany. *Tree Physiol.* 22, 567–574. doi: 10.1093/treephys/22.8.567
- Köstner, B. M. M., Schulze, E. D., Kelliher, F. M., Hollinger, D. Y., Byers, J. N., Hunt, J. E., et al. (1992). Transpiration and canopy conductance in a pristine broad-leaved forest of *Nothofagus*: an analysis of xylem sap flow and eddy correlation measurements. *Oecologia* 91, 350–359. doi: 10.1007/BF00317623
- Ladjal, M., Huc, R., and Ducrey, M. (2005). Drought effects on hydraulic conductivity and xylem vulnerability to embolism in diverse species and provenances of Mediterranean cedars. *Tree Physiol.* 25, 1109–1117. doi: 10.1093/treephys/25.9.1109
- Liu, R., Pan, L.-P., Jenerette, G. D., Wang, Q.-X., Cieraad, E., and Li, Y. (2012). High efficiency in water use and carbon gain in a wet year for a desert halophyte community. *Agric. For. Meteorol.* 162, 127–135. doi: 10.1016/j.agrformet.2012.04.015
- Lloret, F., Escudero, A., Maria Iriondo, J., Martinez-Vilalta, J., and Valladares, F. (2012). Extreme climatic events and vegetation: the role of stabilizing processes. *Glob. Change Biol.* 18, 797–805. doi: 10.1111/j.1365-2486.2011.02624.x
- Martínez-Vilalta, J., Poyatos, R., Aguadé, D., Retana, J., and Mencuccini, M. (2014). A new look at water transport regulation in plants. *New Phytol.* 204, 105–115. doi: 10.1111/nph.12912
- Martorell, S., Diaz-Espejo, A., Medrano, H., Ball, M. C., and Choat, B. (2014). Rapid hydraulic recovery in *Eucalyptus pauciflora* after drought: linkages between stem hydraulics and leaf gas exchange. *Plant Cell Environ.* 37, 617–626. doi: 10.1111/pce.12182
- Maseyk, K., Hemming, D., Angert, A., Leavitt, S. W., and Yakir, D. (2011). Increase in water-use efficiency and underlying processes in pine forests across a precipitation gradient in the dry Mediterranean region over the past 30 years. *Oecologia* 167, 578–585. doi: 10.1007/s00442-011-2010-4
- McDowell, N. G., Phillips, N., Lunch, C., Bond, B. J., and Ryan, M. G. (2002). An investigation of hydraulic limitation and compensation in large, old Douglas-fir trees. *Tree Physiol.* 22, 763–774. doi: 10.1093/treephys/22.11.763
- Meinzer, F. C. (1993). Stomatal control of transpiration. *Trends Ecol. Evol.* 8, 289–294. doi: 10.1016/0169-5347(93)90257-P
- Mielke, M. S., Oliva, M. A., de Barros, N. F., Penchel, R. M., Martinez, C. A., da Fonseca, S., et al. (2000). Leaf gas exchange in a clonal eucalypt plantation as related to soil moisture, leaf water potential and microclimate variables. *Trees Struct. Funct.* 14, 263–270. doi: 10.1007/s004680050012
- Mokany, K., McMurtrie, R. E., Atwell, B. J., and Keith, H. (2003). Interaction between sapwood and foliage area in alpine ash (*Eucalyptus delegatensis*) trees of different heights. *Tree Physiol.* 23, 949–957. doi: 10.1093/treephys/23.14.949
- Monteith, J., and Unsworth, M. (2013). *Principles of Environmental Physics: Plants, Animals, and the Atmosphere*. New York: Academic Press.
- Oren, R., Phillips, N., Katul, G., Ewers, B. E., and Pataki, D. E. (1998). Scaling xylem sap flux and soil water balance and calculating variance: a method for partitioning water flux in forests. *Ann. For. Sci.* 55, 191–216. doi: 10.1051/forest:19980112
- Oren, R., Sperry, J. S., Ewers, B. E., Pataki, D. E., Phillips, N., and Megonigal, J. P. (2001). Sensitivity of mean canopy stomatal conductance to vapor pressure deficit in a flooded *Taxodium distichum* L. forest: hydraulic and non-hydraulic effects. *Oecologia* 126, 21–29. doi: 10.1007/s004420000497
- Otto, M. S. G., Hubbard, R. M., Binkley, D., and Stape, J. L. (2014). Dominant clonal *Eucalyptus grandis* × urophylla trees use water more efficiently. *For. Ecol. Manage.* 328, 117–121. doi: 10.1016/j.foreco.2014.05.032
- Pou, A., Medrano, H., Tomás, M., Martorell, S., Ribas-Carbo, M., and Flexas, J. (2012). Anisohydric behaviour in grapevines results in better performance under moderate water stress and recovery than isohydric behaviour. *Plant Soil* 359, 335–349. doi: 10.1007/s11104-012-1206-7
- Reich, P. B., Ellsworth, D. S., Walters, M. B., Vose, J. M., Gresham, C., Volin, J. C., et al. (1999). Generality of leaf trait relationships: a test across six biomes. *Ecology* 80, 1955–1969. doi: 10.1890/0012-9658(1999)080[1955:GOLTRA]2.0.CO;2
- Rosen, R. (2013). *Optimality Principles in Biology*. Berlin: Springer.
- Ryan, M. G., and Waring, R. H. (1992). Maintenance respiration and stand development in a subalpine lodgepole pine forest. *Ecology* 73, 2100–2108. doi: 10.2307/1941458
- Sade, N., Gebremedhin, A., and Moshelion, M. (2012). Risk-taking plants: anisohydric behavior as a stress-resistance trait. *Plant Signal. Behav.* 7, 767–770. doi: 10.4161/psb.20505
- Schäfer, K. V. R., Oren, R., and Tenhunen, J. D. (2000). The effect of tree height on crown level stomatal conductance. *Plant Cell Environ.* 23, 365–375. doi: 10.1046/j.1365-3040.2000.00553.x
- Schultz, H. R. (2003). Differences in hydraulic architecture account for near-isohydric and anisohydric behaviour of two field-grown *Vitis vinifera* L. cultivars during drought. *Plant Cell Environ.* 26, 1393–1405. doi: 10.1046/j.1365-3040.2003.01064.x
- Shi, Z., Xu, D., Yang, X., Jia, Z., Guo, H., and Zhang, N. (2012). Ecohydrological impacts of eucalypt plantations: a review. *J. Food Agric. Environ.* 10, 1419–1426.
- Tardieu, F., and Simonneau, T. (1998). Variability among species of stomatal control under fluctuating soil water status and evaporative demand: modelling isohydric and anisohydric behaviours. *J. Exp. Bot.* 49, 419–432. doi: 10.1093/jxb/49.Special\_Issue.419
- Thomas, D. S., Montagu, K. D., and Conroy, J. P. (2004). Changes in wood density of *Eucalyptus camaldulensis* due to temperature - the physiological link between water viscosity and wood anatomy. *For. Ecol. Manage.* 193, 157–165. doi: 10.1016/j.foreco.2004.01.028
- West, A. G., Hultine, K. R., Sperry, J. S., Bush, S. E., and Ehleringer, J. R. (2008). Transpiration and hydraulic strategies in a pinon-juniper woodland. *Ecol. Appl.* 18, 911–927. doi: 10.1890/06-2094.1
- White, D., Beadle, C., Worledge, D., Honeysett, J., and Cherry, M. (1998). The influence of drought on the relationship between leaf and conducting sapwood area in *Eucalyptus globulus* and *Eucalyptus nitens*. *Trees* 12, 414–414. doi: 10.1007/s004680050167
- White, D. A., Turner, N. C., and Galbraith, J. H. (2000). Leaf water relations and stomatal behavior of four allopatric *Eucalyptus* species planted in Mediterranean southwestern Australia. *Tree Physiol.* 20, 1157–1165. doi: 10.1093/treephys/20.17.1157
- Whitehead, D., and Beadle, C. L. (2004). Physiological regulation of productivity and water use in *Eucalyptus*: a review. *For. Ecol. Manage.* 193, 113–140. doi: 10.1016/j.foreco.2004.01.026
- Whitehead, D., and Jarvis, P. (1981). “Coniferous forests and plantations,” in *Water Deficits and Plant Growth*, ed. T. T. Kozlowski (New York: Academic Press), 49–152.
- Zach, A., Schuldt, B., Brix, S., Horna, V., Culmsee, H., and Leuschner, C. (2010). Vessel diameter and xylem hydraulic conductivity increase with tree height in tropical rainforest trees in Sulawesi, Indonesia. *Flora* 205, 506–512. doi: 10.1093/treephys/tps122
- Zhai, P. M., Zhang, X. B., Wan, H., and Pan, X. H. (2005). Trends in total precipitation and frequency of daily precipitation extremes over China. *J. Clim.* 18, 1096–1108. doi: 10.1175/JCLI-3318.1
- Zhang, Z. Z., Zhao, P., McCarthy, H. R., Zhao, X. H., Niu, J. F., Zhu, L. W., et al. (2016). Influence of the decoupling degree on the estimation of canopy stomatal conductance for two broadleaf tree species. *Agric. For. Meteorol.* 221, 230–241. doi: 10.1016/j.agrformet.2016.02.018
- Zhao, P. Q., Zhao, P., Niu, J. F., Zhu, L. W., Ni, G. Y., Gao, J. G., et al. (2014). Relationship between vessel characteristics and sap flow of eight subtropical tree species. *J. Trop. Subtrop. Bot.* 22, 537–548.
- Zhou, G., Peng, C., Li, Y., Liu, S., Zhang, Q., Tang, X., et al. (2013). A climate change-induced threat to the ecological resilience of a subtropical monsoon evergreen broad-leaved forest in Southern China. *Glob. Change Biol.* 19, 1197–1210. doi: 10.1111/gcb.12128
- Zhou, G., Wei, X. H., Wu, Y. P., Liu, S. G., Huang, Y., Yan, J., et al. (2011). Quantifying the hydrological responses to climate change in an intact forested small watershed in Southern China. *Glob. Change Biol.* 17, 3736–3746. doi: 10.1111/j.1365-2486.2011.02499.x
- Zhou, G. Y., Yin, G. C., Morris, J., Bai, J. Y., Chen, S. X., Chu, G. W., et al. (2004). Measured sap flow and estimated evapotranspiration of tropical *Eucalyptus urophylla* plantations in south China. *Acta Bot. Sin.* 46, 202–210.

- Zhu, H. G., Yang, Y. Q., Wen, Y. G., Liang, H. W., and Yang, Y. Q. (2009). Estimating model for leaf area of standing tree and stand of *E. grandis* × *E. urophylla* in Guangxi. *J. Anhui Agric. Sci.* 37, 15069–15070.
- Zhu, L. W., Zhao, P., Wang, Q., Ni, G. Y., Niu, J. F., Zhao, X. H., et al. (2015). Stomatal and hydraulic conductance and water use in a eucalypt plantation in Guangxi, southern China. *Agric. For. Meteorol.* 202, 61–68. doi: 10.1016/j.agrformet.2014.12.003
- Zou, L., Sun, G., Zhao, P., Cai, X. A., Zeng, X., and Liu, X. (2009). Carbon isotope discrimination in leaf juice of *Acacia mangium* and its relationship to water-use efficiency. *Front. For. China* 4, 201–207. doi: 10.1007/s11461-009-0027-1

**Conflict of Interest Statement:** The authors declare that the research was conducted in the absence of any commercial or financial relationships that could be construed as a potential conflict of interest.

Copyright © 2016 Zhang, Zhao, McCarthy, Ouyang, Niu, Zhu, Ni and Huang. This is an open-access article distributed under the terms of the Creative Commons Attribution License (CC BY). The use, distribution or reproduction in other forums is permitted, provided the original author(s) or licensor are credited and that the original publication in this journal is cited, in accordance with accepted academic practice. No use, distribution or reproduction is permitted which does not comply with these terms.