



## OPEN ACCESS

## EDITED BY

Gabor Pinter,  
University of Pannonia, Hungary

## REVIEWED BY

Serhat Yuksel,  
Istanbul Medipol University, Turkey  
Hasan Dinçer,  
Istanbul Medipol University, Turkey  
Luigi Aldieri,  
University of Salerno, Italy  
Judit Oláh,  
University of Debrecen, Hungary  
Huaping Sun,  
Jiangsu University, China

## \*CORRESPONDENCE

Sergey Barykin,  
prof7656@ya.ru

## SPECIALTY SECTION

This article was submitted to  
Environmental Economics and  
Management, a section of the journal  
Frontiers in Environmental Science

RECEIVED 19 September 2022

ACCEPTED 03 October 2022

PUBLISHED 21 October 2022

RETRACTED 01 October 2025

## CITATION

Barykin S, Yadykin V, Badenko V,  
Sergeev S, Bezborodov A, Lavskaya K,  
Poza Edl, Morkovkin D, Shchukina T,  
Veynberg R, Rassylnikov I,  
Svechnikova V and Mueen SM (2022),  
Innovative analysis in climate change:  
Evidence from developed European  
countries.  
*Front. Environ. Sci.* 10:1048621.  
doi: 10.3389/fenvs.2022.1048621

## COPYRIGHT

© 2022 Barykin, Yadykin, Badenko,  
Sergeev, Bezborodov, Lavskaya, Poza,  
Morkovkin, Shchukina, Veynberg,  
Rassylnikov, Svechnikova and Mueen.  
This is an open-access article  
distributed under the terms of the  
Creative Commons Attribution License  
(CC BY). The use, distribution or  
reproduction in other forums is  
permitted, provided the original  
author(s) and the copyright owner(s) are  
credited and that the original  
publication in this journal is cited, in  
accordance with accepted academic  
practice. No use, distribution or  
reproduction is permitted which does  
not comply with these terms.

# RETRACTED: Innovative analysis in climate change: Evidence from developed European countries

Sergey Barykin<sup>1\*</sup>, Vladimir Yadykin<sup>1</sup>, Vladimir Badenko<sup>1</sup>,  
Sergey Sergeev<sup>1</sup>, Andrey Bezborodov<sup>1</sup>, Kristina Lavskaya<sup>1</sup>,  
Elena de la Poza<sup>2</sup>, Dmitry Morkovkin<sup>3</sup>, Tatyana Shchukina<sup>4,5</sup>,  
Roman Veynberg<sup>6</sup>, Igor Rassylnikov<sup>4</sup>, Vera Svechnikova<sup>4</sup> and  
S. M. Mueen<sup>7</sup>

<sup>1</sup>National Technological Initiative Center, Peter the Great St. Petersburg Polytechnic University, St. Petersburg, Russia, <sup>2</sup>Center for Economic Engineering (INECO), Universitat Politècnica de València, Valencia, Spain, <sup>3</sup>Financial University Under the Government of the Russian Federation, Moscow, Russia, <sup>4</sup>MIREA - Russian Technological University, Moscow, Russia, <sup>5</sup>Institute of State and Law of the Russian Academy of Sciences, Moscow, Russia, <sup>6</sup>Plekhanov Russian University of Economics, Moscow, Russia, <sup>7</sup>Department of Electrical Engineering, Qatar University, Doha, Qatar

Since the turn of the 20th century, the whole world entered a period of technological singularity. It is also predicted that the pace of innovation regarding problems associated with climate change, generational change of technologies will constantly increase. This paper aims to bring an innovative product to the market regarding subsequent economical and social strategy. The methodology is based on a dynamic assessment of the development of consumer demand in the context of innovative proposals. In the article, results are obtained and the volume of investments in the development of innovations is determined, which optimizes the balance between curtailing the volume of output using the previous technology in climate change and increasing the production and sale of an innovative product in climate change. The novelty of this study is in the panel framework on the base of Model Based System Engineering (MBSE). The study concludes that MBSE are more sensitive to innovative activity. The volume of investments in the development of innovations is determined. The main result is the total profit from the demand in the consumer market for products based on old and new technologies in climate change, since reformed business processes entail significant financial costs. The above-discussed issues lead to inappropriate misleading policy recommendations. The main recommendation is using disaggregated trade data for each trading partner and industry level to conclude more accurate results and policy recommendations for each trading partner and industry in concern.

## KEYWORDS

replacement, innovative activities, technology, innovative economy, assessment

## 1 Introduction

The research and development segment in the structure of the economy is correlated with the degree of development of both production capabilities and the level of satisfaction of consumer demand. In the most powerful economy of the United States of America, the main determining share is occupied by the service sector. The value of the tertiary sector in the pre-pandemic year is 80.6% of GDP. It is important to note that the concept of the service sector in question does not apply in its mass to the tangible. First of all, it is the possession of opportunities in the field of high technology. The post-industrial economy is characterized by the minimization of the industrial sector and the trend of economic growth is determined by technical and technological indicators. These processes are based on the basic needs of the consumer community. As a reflection of progress, rising living standards, the emergence of innovative technologies and products, there is an expansion of the spectrum of needs of the population in all segments of goods and services. At the same time, there are deep and multifaceted shifts in the investment activity and practice of economic entities caused by the need to master innovative technologies and products. There is no alternative to this, due to high competition and the need to maintain a market presence.

The objective is the economical and social strategy for bringing an innovative product to the market based on a dynamic assessment of the development of consumer demand in the context of innovative proposals.

The current study fills the gap in the panel framework on the base of the Model Based System Engineering (MBSE). The study concludes that MBSE are more sensitive to innovative activity. The volume of investments in the development of innovations is determined. Firstly, disaggregated trade data is examined for each trading partner and its corresponding industry level reveal more accurate results and policy recommendations for each trading partner and the industry in concern.

The volume of innovations in various industries and countries is very heterogeneous. The global innovation index is used to evaluate it. Although the structural and economic parameters are largely determined by the degree of development and national characteristics, a common indicator can be identified that determines the resistance to changes dictated by dynamically changing technologies and market preferences. This maintains a balance between several generations of products and economically justified introduction of innovations to the market. Since there are risks of uncertainty in demand, the condition is to maintain the expedient presence of diversified articles.

Optimization of these multidirectional processes is possible only if there is a correct mathematical model reflecting them in dynamics. The criterion of competitiveness and preservation of the market niche is the maximization in the dynamics of total profit. For calculations using the mathematical model, HPC High

Performance Computing and Big Data technologies are used to obtain data on socio-economic statistics in real time, the presence of feedback in the Web 4.0 concept. Moving a significant part of economic processes to Internet platforms provides the information necessary for analysis in climate change.

The study's second Section features the Literature Review; Section 3 includes the proposed Methodology and a description of the data. Section 4 has the results of the study, and Section 5 includes the discussion and conclusions.

## 2 Literature review

The growth in the use of the innovative product was accompanied by a parallel rise in the use of R&D research, which can be traced by the dynamics of the number of transactions. Based on the presented information, it can be stated that the demand for this segment of the financial sector is relatively high. However, daily transactions' value was stable this year (Cantor et al., 2021; Badr et al., 2022; Barykin et al., 2022).

Additional confirmation of the demand for R&D research on a global scale is the accelerated growth in the number of innovative products. The rapid growth of the innovative product in the world illustrates the prospects of this direction on a global scale. At the same time, the current number of users of innovative products is incomparably low (Compagnucci and Spigarelli, 2018; Coron and Gilbert, 2020; Courtney and Powell, 2020; Franco and Haase, 2020).

This will be a competitive advantage over innovative products by adapting electronic platforms developed by domestic firms, and the influence of innovative products is strictly limited. Moreover, it can be assumed that with a sufficiently high rate of implementation of the innovative products, they will be able to compete with foreign counterparts situated in mainland China and some foreign regions with a high percentage of the Chinese population, for example, Southeast Asia (Goonetilleke and Vithanage, 2017; Holcomb and Cox, 2017; Gabrielsson et al., 2018; Garrick et al., 2020; Harel, 2021).

Naturally, if an innovative product penetrates the international market, it will create an infrastructure for circulation, which subsequently increases competition and losses of users on private platforms (Jacobs, 2001; Huang et al., 2020; Jin et al., 2022).

The conducted formalization of the assessment of the inflow of innovations allows us to develop an algorithmic basis for calculating the conversion of investments and analyze indicators such as competitiveness, the volume of market presence, the impact of innovation activity. The umbrella factor in this case is the innovation index, which varies significantly for different countries and regions. In any case, these indicators as the resulting impact of competencies and technologies on

production processes, knowledge intensity and direct dependence on investments in human capital, the R&D segment of the economy, as well as market development and business convenience indices have an a significant impact on corresponding markets (Koshebayeva and Alpysbayeva, 2015; Jribi et al., 2020; KPMG Digital Delta, 2020; Kim, 2021; Liu et al., 2021).

Also, the assessment will provide quantifiable data on the adaptation of market participants to the constant process of technology development and readiness to implement innovative solutions. There is also a correlation with the global innovation indices calculated by the World Intellectual Property Organization. The main purpose of the proposed algorithm is to support management decisions when drawing up plans for the development of innovations, provided that the return on investment is maximized while maintaining the partial presence of the previous generation of products (Goonetilleke and Vithanage, 2017; Holcomb and Cox, 2017; Huang et al., 2020; Harel, 2021).

To assess the market demand for previous generation and innovative products, data obtained in interaction with marketers is highlighted and emphasized. Next, analytical statistics are summarized using algorithms for processing Big Data technology into a matrix of market preferences. The elements of such a matrix corresponding to the level of demand for the products offered, are also taken with consideration to the competitive environment (Koshebayeva and Alpysbayeva, 2015; Jribi et al., 2020; KPMG Digital Delta, 2020; Kim, 2021).

The methodology of dynamic assessment of the development of consumer demand in the conditions of innovative proposals is applied based on the data of the market demand matrix using the theory of statistical analysis in climate change and stochastic planning (Meiramkulova et al., 2020a; Maldonado Mariscal, 2020; Liu et al., 2021).

The estimation of the final economically significant indicators calculated according to an acceptable planning horizon for the release programs of the previous and innovative product is carried out (Peak et al., 2007; Borchani et al., 2019; Oztemel and Gursev, 2020).

The article fills the gaps in literature about Model Based System Engineering (MBSE) and innovative activity.

### 3 Materials and methods

Mathematical modeling reflects the dynamics of the processes of penetration of innovations into the market of goods and services and take into account the uncertainty of preferences of likely consumers. To process information from a marketing agency, we specify a set of arguments used in calculations. At the same time, data is taken into account both for existing products and for innovative ones. It should be noted

TABLE 1 Consumer demand matrix.

	$D_F$	$D_N$	$D_S$
$D_F$	$P_{11}(r)$	$P_{12}(r)$	$P_{13}(r)$
$D_N$	$P_{21}(r)$	$P_{22}(r)$	$P_{23}(r)$
$D_P$	$P_{31}(r)$	$P_{32}(r)$	$P_{33}(r)$

that simultaneously, the dependence of indicators on the volume of investments is estimated.

This paper uses disaggregated trade data for each trading partner and industry level to conclude more accurate results and policy recommendations for each trading partner and industry in concern, therefore MBSE (Model Based System Engineering) is more suitable for this data.

The data were processed for the years from 2014 to 2021 for four European countries, the indicators for 2014 were selected as the base. A methodology based on the developed mathematical model was used to assess the impact of investment policy on changes in the innovation index. To make a final decision on the choice of the scale of investments, it is necessary to conduct additional analyses in climate change in each case, considering the possibilities of the country's economy and budget constraints.

Demand means the numerical value of customers who have purchased products based on innovative solutions over a period of time; from reporting for the period, the value of the number of customers (former) for an existing and previously offered product is used; also, the presence of a certain number of consumers (products) who are either not customers of the manufacturer in question, or used competitors' products is taken into account, and the calculation is also carried out for the planning period.

The next stage in the development of a formalized description of the process of distributing an innovative product will be the calculation of data defining the matrix of consumer preferences.

Each element of Table 1 corresponds to the statistics of transient probabilities. The subscript is used to indicate the following set of consumer behavior options:

$P_{11}(r)$  - Return on investment when spending the total amount from statistics on the volume of market demand for the offered goods or services of the previous generation;

$P_{12}(r)$  - Return on investment when spending the total amount from the statistics of changes in the volume of market demand calculated in the segment of the consumer pool that replaced the previous product with an innovative one;

$P_{13}(r)$  - The impact of volume investments. Calculated in the segment of the consumer pool no longer interested in the product;

$P_{21}(r)$  - The impact of volume investments. Calculated from data on the statistics of requests for an innovative product in the segment of the consumer pool that abandoned it, preferring the previous generation of the product;

$P_{22}(r)$  - Return on investment when spending the total amount. It is defined in the segment of consumers of innovative goods or services, provided that they continue to be used;

$P_{23}(r)$  - The impact of volume investments. Statistical data on the segment of consumers who refused to further purchase innovations;

$P_{31}(r)$  - statistics on new consumers interested in previous types of goods or services;

$P_{32}(r)$  - statistics on new consumers interested in innovative goods or services, subject to costs;

$P_{33}(r)$  - Return on investment when spending the total amount Data on statistics of potential customers located in the sales funnel at the Interest/Desire levels with the amount spent on promoting innovations.

To apply mathematical methods, the summary data is defined as a square matrix with the following arrangement of statistical data elements:

$$P(r) = \begin{vmatrix} p_{11}(r) & p_{12}(r) & p_{13}(r) \\ p_{21}(r) & p_{22}(r) & p_{23}(r) \\ p_{31}(r) & p_{32}(r) & p_{33}(r) \end{vmatrix} \quad (1)$$

Thus, the list of indices corresponds to all the probable states of the studied economic process of spreading the consumer community's interest in innovation.

In order to get the desired values of the matrix elements for all, it is necessary to apply a data flow processing algorithm. At the same time, BigData technologies provide advantages that allow conducting a survey in conditions of complex identification, unstable structure of the consumer market and a limited evaluation period. Also, a method is needed that allows to create scalable software applications and at the same time invariant to the data received for processing.

Since the process of changing consumer preferences is dynamic over time, the following formula to evaluate the matrix elements is used:

Moreover, the first deterministic term has the property of periodicity for all. Here the period was set above, the parameter refers to the current time. The second component of this expression is designed to reflect random fluctuations of transient probabilities. This is an integral parameter that takes into account the presence of a competitive environment, the influence on consumer preferences of a number of unpredictable factors or ones that are difficult to explain. In the most general case, when processing an economic data stream, both the parameter and the value, are estimated. The vectors and coefficients of the Fourier spectrum is used.

The work of the algorithm is to represent the process in dynamics for a period of sufficient duration. This will provide a formalized view of functional dependencies. For the calculation, the substitution type specified in the arguments area is used. This will already allow to work with centered stochastic quantities. To

assess the deviation, the transformation is applied, which, in turn, allows to represent the model. Furthermore, the averaging of functions is applied and the mathematical expectation indicator is introduced. Further, the algorithm works in a standard way for statistical rads by calculating:

At the final stage of processing arguments for the mathematical modeling process, the method of determining functions is used, which allows to form a matrix of transient probabilities. Next, the obtained results are combined with economic data on the profit from sales. These values are reduced into a vector that consists of an indicator of profit from current products, and reflects the profit from the implementation of innovation.

Then,

$$P(r) = \{p_{ij}(r)\}, i, j = 1, 2, 3, \quad (2)$$

To solve this problem, a data vector based on the current demand is introduced:

$$p_{ij}(r) (i, j = 1, 2, 3) \quad (3)$$

in which there is an indicator of the need for the previous generation of goods or services; data on the demand for innovation; it is also necessary to take into account that part of the consumer pool that either refused these products or showed interest, but in the past planning period has not yet made transactions.

Using the presented methodology, the value is calculated and taken beyond the planning horizon. The entire interval is divided into several periods, which is convenient with a known frequency of reporting. As part of this example, it should be noted that the mathematical model is scalable and the specific parameters of the time intervals for the proposed abstract model are not of fundamental importance.

Now, using statistical processing data, it has become possible to build a recurrent algorithm for calculating consumer demand. To do this, a notation system is introduced. Similarly to the vector indicators, an index equal to the demand for the previous product is determined, for the demand for innovation, to the number of those who refused these products or showed interest. The second index is introduced to determine the calculation period.

In this case, the system is fair:

$$p^*(r, t) = p(r, t) + \lambda(r, t) \quad (4)$$

where the component  $p(r, t)$  is a deterministic function as:

$$p(r, t) = p(r, t + mT): \forall m = 1, 2, \dots \quad (5)$$

where  $t$  is current time;  $T$  is period.

$$A(r, t) A_n \theta_n \text{ for } n = 1, 2, \dots \quad (6)$$

for  $\{A_0, A_1, A_2, \dots\}$  и  $\{\theta_1, \theta_2, \dots\}$ . where

$$p^*(r, t); p(r, t); \lambda(r, t) \quad (7)$$

We introduce additional functions of the form:

$$p_k^*(r, t) = p^*(r, t + kT); k = 1, 2, \dots \quad (8)$$

Deviations  $\lambda(r, t)$  in this case will be centered random fluctuations:

$$\Delta(T, p^*) = \Delta(T, p_1^*(r, t), p_2^*(r, t), \dots) \quad (9)$$

and amplitude estimates:

$$H(T, p^*) = H(T, M[p_k^*(r, t)]) \quad (10)$$

where the mathematical expectation  $M[p_k^*(r, t)]$  is obtained by calculating the averaged values of the initial functional dependencies, where:

$$\Delta(T, p^*) = \int_0^1 \max \{ |\tilde{p}_i(q) - \tilde{p}_j(q)| dq; i, j = 1, 2, \dots \} \quad (11)$$

where

$$q = \frac{t}{T}; \bar{p}^*(r, q) = M[p^*(r, t)] \quad (12)$$

$$H(T, p^*) = \int_0^1 \int_0^1 [\bar{p}^*(r, q) - \bar{p}^*(r, \xi)]^2 dq d\xi \quad (13)$$

$$\bar{p}^*(r, q) = M[p^*(r, t)]$$

For practical purposes, it is important to obtain an average estimate of the desired component:

$$\bar{p}^* = \int_0^1 \bar{p}^*(r, q) dq \quad (14)$$

At the third stage, first, using the method of calculating the values  $P_{ij}(r)$  ( $i, j = 1, 2, 3$ ) of the matrix, we determine their specific values. We supplement the calculated data with a vector of economic indicators  $G(r)$  of the form:

$$G(r) = \{g_F(r), g_N(r)\} \quad (15)$$

where  $g_F(r)$  - profit from the sale of a product of the previous generation,  $g_N(r)$  - the sale of an innovative one.

$$\bar{C} = \{c_1, c_2, c_3\} \quad (16)$$

Briefly, this can be written as:

$$c_{ij} = \sum_{k=1}^3 c_k p_{kj} \text{ for } i, j = 1 \dots 3 \quad (17)$$

Applying the rules of matrix algebra, it is possible to write this relation in a vector-matrix form, which is convenient for programming and composing algorithms.

The result reflects the state of market demand throughout the period. Next, we calculate after two periods:

$$\bar{C}_2 = \bar{C}^* P^2 \quad (18)$$

where

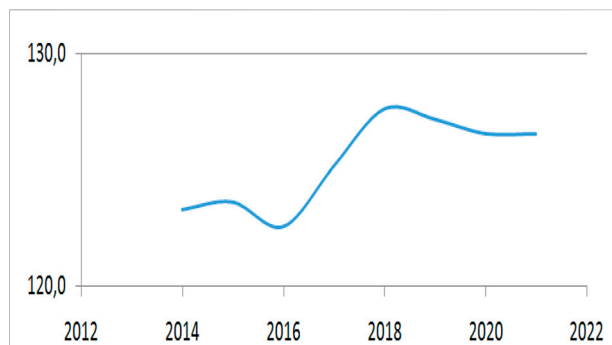


FIGURE 1  
Innovation index dynamics in climate change in 2014–2021 in Belgium.

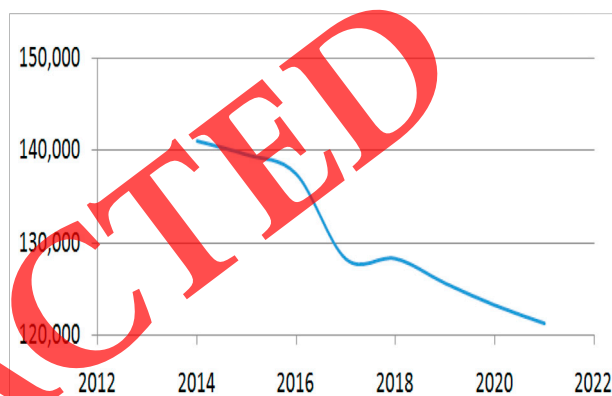


FIGURE 2  
Innovation index dynamics in climate change in 2014–2021 in Denmark.

$$\bar{C}_2 = \{c_{12}, c_{22}, c_{32}\} \quad (19)$$

$$\bar{C}_R = \bar{C}^* P^R \quad (20)$$

where

$$\bar{C}_R = \{c_{1R}, c_{2R}, c_{3R}\} \quad (21)$$

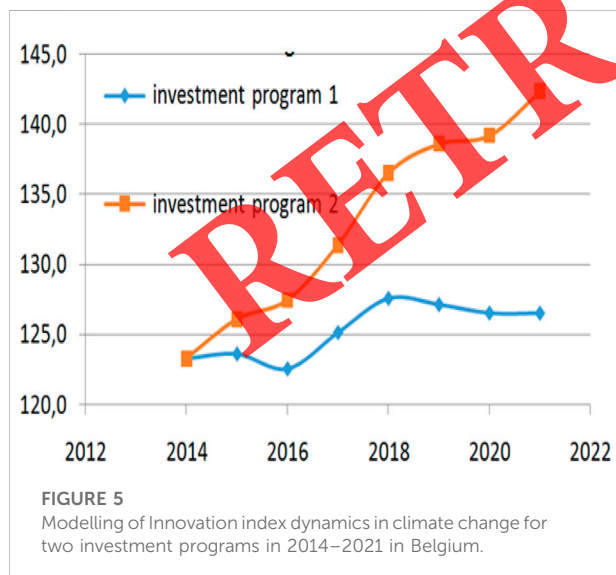
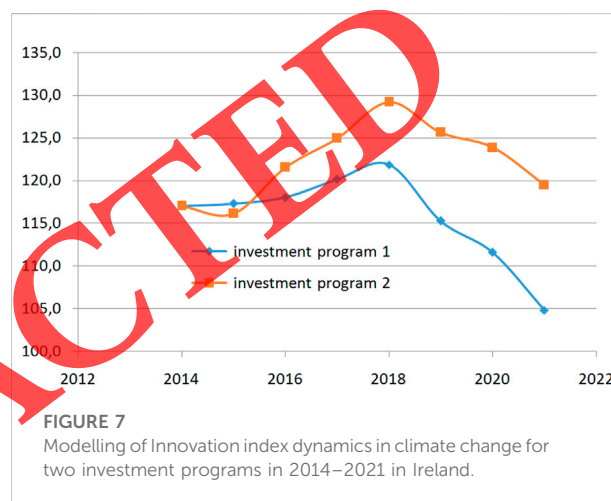
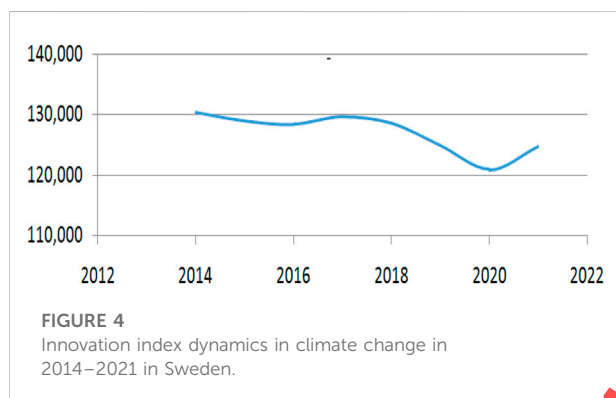
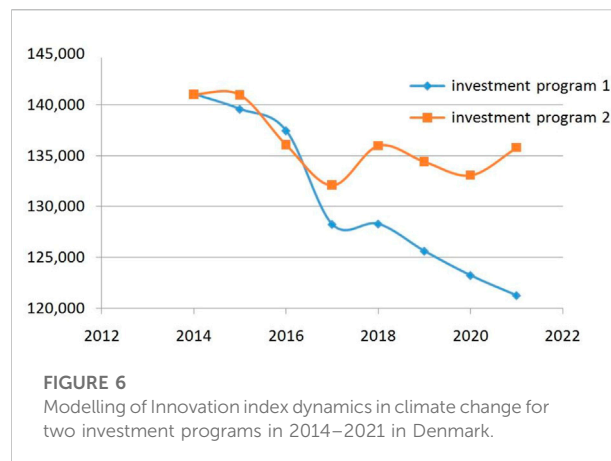
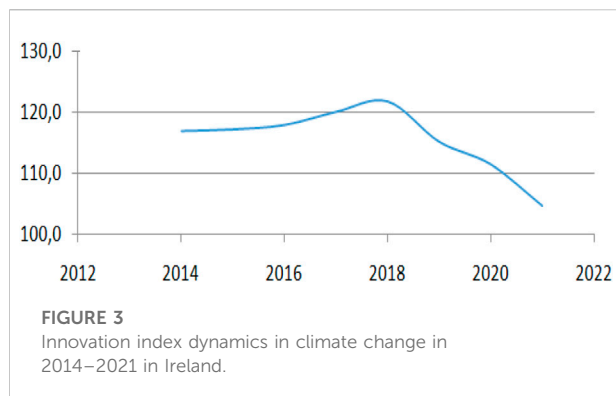
$$G(r) = \sum_{k=1}^R c_{1k} g_F(r) + \sum_{k=1}^R c_{2k} g_N(r) \quad (22)$$

It is possible to obtain a measure of profit when bringing an innovative product to the market.

## 4 Results

The authors propose to discuss the interdisciplinary nature of innovation related to accumulating and preserving the manufacturer's knowledge base about the product. From the authors' point of view, it becomes unprofitable for one company





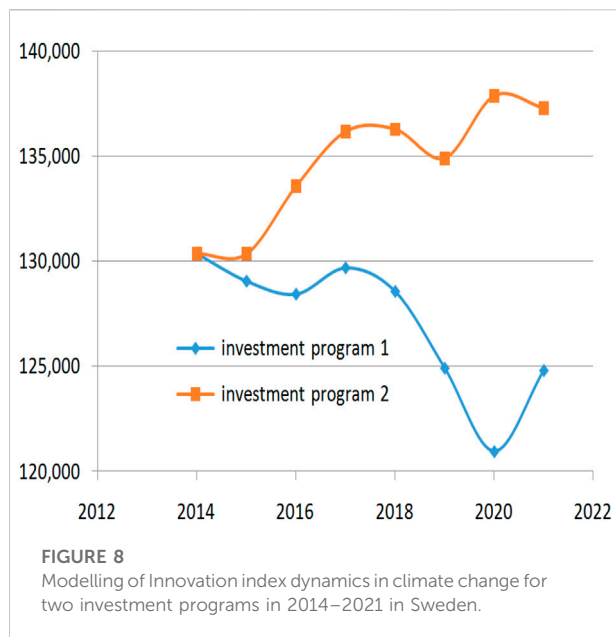
to maintain a whole staff of specialists from different fields. As a result, digital platforms based on the MBSE system have appeared on the market. MBSE (Model Based System Engineering) is one of the most common methodologies used in modern system engineering. MBSE is one of the most common

methodologies used in modern system engineering. This is a new matrix structure. MBSE is a design based on a single consistent model of the designed system that combines all the data and properties of this system (Figures 1–4).

Let's compare the two investment programs for the countries under consideration: Belgium, Denmark, Ireland, and Sweden (Figures 5–8). Investment program one involves the continuation of the previous release of innovative products during the planning period for the transition, investment program two assumes the impact of proposed methodology of investments in the production of innovative products during the planning period for the transition.

The MBSE concept is designed to generalize knowledge models, improve knowledge extraction and minimize knowledge loss after team members leave.

This is the concept of using formalized modeling to form requirements for the system's support, design, analysis in climate change, verification, and validation at all stages of its life cycle. The authors consider the collaboration of groups with knowledge as a new business model for creating an innovative product. The association exists only for the time required to develop a product.



## 5 Discussion and conclusion

The results related to the buyer and seller of innovation activity allow a detailed analysis in climate change of R&D effect on and macroeconomic impact associated with it. Recent studies show that the innovation activity responds to the innovation process, economic growth, and energy markets (Metcalf, 2001; Meiramkulova et al., 2020b; Yadykin et al., 2021; Mkilima, 2022).

Innovation activity focuses on the significant effect on developing economies. Developing and developed economies are confronted with innovation activity and its significant impact on exports, the volume of country investments, growth of employment in the country, leads to higher inflation, output growth rate, international trade, and more specifically on the economic activity in the country (Mvulirwenande and Wehn, 2020a; Moreno-Guerrero et al., 2020; Mkilima et al., 2021).

The available literature on innovation activity does not provide clear conclusions on whether the impact of innovation activity is positive, negative or both. Many studies examine the short-, intermediate-, and long-term innovation activity in developed (Australia, Canada, France, Germany, Japan, UK, and US) and emerging BRICS (Brazil, Russia, China, India, and South Africa). In the empirical findings of previous studies, the net effect of innovation activity is inconsistent. The first strand reports a positive impact of innovation activity. Secondly, it is said significant negative effects of innovation activity. Thirdly, there is no link between exchange rate volatility and oil prices. Thus, the association between innovation activity and R&D research is

still inconclusive. There are many reasons for this inconsistency in the literature (Mvulirwenande and Wehn, 2020b; NyampunduMwegoha et al., 2020; O'Callaghan et al., 2020; Nyiwul, 2021).

While risk-loving investors increase international trade to earn more profit as compensation in case of the favorable effects of innovation activity and R&D research. On the other hand, higher volatility of innovation activity creates opportunities for higher profit-making for the risk-neutral investors in the highly volatile period. Empirically, some recent studies conclude that the indeterminate results of past studies are due to the over-reliance on aggregated trade flows and innovation activity (Imonikhe and Moodley, 2018; Palinkas et al., 2019; Hyvärinen et al., 2020; Bhuiyan et al., 2021; Kranina, 2021; Patrucco et al., 2021; Baboshkin et al., 2022). The effect of innovation activity and R&D research at the industry level shows that the association differs from industry to industry and does not show a unidirectional impact (Varyash et al., 2020; Moiseev et al., 2020; Cervi et al., 2021; Goniewicz and Khorram-Manesh, 2021; Mutalimov et al., 2021). The result of innovation in trade is neither entirely significant nor completely unidirectional. It varies for the study horizon and the market of interest, thus requiring more disaggregated trade data than in previous research (Varyash et al., 2020; Sun et al., 2021).

From an econometric aspect, previous studies used various analysis in climate change techniques that recent research concludes inappropriate. These studies used methods that do not account for the mixed integration cases. It is known MBSE (Model Based System Engineering) is more suitable for this data. The above-discussed issues lead to inappropriate discussions and misleading policy recommendations. Due to mixed and inappropriate findings of previous studies, research papers used disaggregated trade data for each trading partner and the industry level to conclude more accurate results and policy recommendations for each trading partner and industry in concern.

An interesting research paper with the panel framework compared MBSE (Model Based System Engineering) with another modelling. The study concludes that MBSE are more sensitive to innovative activity. In the article, the results are obtained, and the volume of investments in the development and development of innovations is determined.

## Data availability statement

The original contributions presented in the study are included in the article/supplementary material, further inquiries can be directed to the corresponding authors.

## Author contributions

Writing—original draft preparation, SB, EP; writing—review and editing, VB, VY, SS, AB, KL, DM, TS, RV, IR, VS, and SMM.

## Funding

The research of SB, VB, VY, SS, AB, KL is partially funded by the Ministry of Science and Higher Education of the Russian Federation as part of World-class Research Center program: Advanced Digital Technologies (Contract Nos. 075-15-2020-934 dated 17.11.2020).

## References

- Baboshkin, P., Mikhaylov, A., and Shaikh, Z. A. (2022). Sustainable cryptocurrency growth impossible? Impact of network power demand on bitcoin price. *Financial J.* 14 (3), 116–130. doi:10.31107/2075-1990-2022-3-116-130
- Badr, A. M. N. A. A., Mohamed, T. I., Osman, N. A. Q., and Mikhaylov, A. (2022). A review of social media website users' interaction paths with governmental accounts during the COVID-19 pandemic. *Informatics* 9, 50. doi:10.3390/informatics9030050
- Barykin, S. E., Mikheev, A. A., Kiseleva, E. G., Putikhin, Y. E., Alekseeva, N. E., and Mikhaylov, A. (2022). An empirical analysis of Russian regions' debt sustainability. *Economies* 10 (5), 106. doi:10.3390/economies10050106
- Bhuiyan, M. A., An, J., Mikhaylov, A., Moiseev, N., and Danish, M. S. S. (2021). Renewable energy deployment and COVID-19 measures for sustainable development. *Sustainability* 13 (8), 4418. doi:10.3390/su13084418
- Borchani, M. F., Hammadi, M., Ben Yahia, N., and Choley, J. Y. (2019). Integrating model-based system engineering with set-based concurrent engineering principles for reliability and manufacturability analysis of mechatronic products. *Concurr. Eng.* 27, 80–94. doi:10.1177/1063293X18816746
- Cantor, A., Sherman, L., Milman, A., and Kiparsky, M. (2021). Regulators and utility managers agree about barriers and opportunities for innovation in the municipal wastewater sector. *Environ. Res. Commun.* 3, 031001. doi:10.1088/2515-7620/abef5d
- Cervi, L., García, F., and Marín-Lladó, C. (2021). Populism, twitter, and COVID-19: Narrative, fantasies, and desires. *Soc. Sci. (Basel)* 10, 294. doi:10.3390/socsci10080294
- Compagnucci, L., and Spigarelli, P. (2018). Fostering cross-sector collaboration to promote innovation in the water sector. *Sustainability* 10, 4154. doi:10.3390/su10114154
- Coron, C., and Gilbert, P. (2020). *Technological change. Technological change*. Hoboken: Wiley.
- Courtney, P., and Powell, J. (2020). Evaluating innovation in European rural development programmes: Application of the social return on investment (SROI) method. *Sustainability* 12, 2657. doi:10.3390/su12072657
- Franco, M., and Haase, H. (2020). Interfirm partnerships and organizational innovation: Study of SMEs in the automotive sector. *J. Open Innov. Technol. Mark. Complex.* 6, 193. doi:10.3390/joitmc6040193
- Gabrielsson, J., Politis, D., Persson, K. M., and Kronholm, J. (2018). Promoting water-related innovation through networked acceleration: Insights from the water innovation accelerator. *J. Clean. Prod.* 171, S130–S139. doi:10.1016/j.jclepro.2016.07.101
- Garrick, D. E., Hanemann, M., and Cameron, H. (2020). Rethinking the economics of water: An assessment. *Oxf. Rev. Econ. Policy* 36, 1–23. doi:10.1093/oxrep/grz035
- Goniewicz, K., and Khorram-Manesh, A. (2021). Maintaining social distancing during the COVID-19 outbreak. *Soc. Sci. (Basel)* 10, 14. doi:10.3390/socsci10010014
- Goonetilleke, A., and Vithanage, M. (2017). Water resources management: Innovation and challenges in a changing world. *Water* 9, 281. doi:10.3390/w9040281
- Harel, R. (2021). The impact of COVID-19 on small businesses' performance and innovation. *Glob. Bus. Rev.*, 097215092110391. doi:10.1177/09721509211039145
- Holcomb, Z. C., and Cox, K. S. (2017). "Box and whisker plot," in *Interpreting basic statistics*. 8th ed. (New York: Routledge), 62–64.
- Huang, K., Lao, B., and McPhee, G. (2020). Internal information quality and patent-related innovation. *J. Bus. Finance Acc.* 47, 489–518. doi:10.1111/jbfa.12439
- Hyvärinen, A. M. J., Keskinen, M., and Levänen, J. (2020). Innovation process and uncertainties in resource-constrained environments: A case from the water service sector in east africa. *Environ. Sci. Policy* 114, 242–252. doi:10.1016/j.envsci.2020.07.007
- Inonikhe, G. M., and Moodley, K. (2018). The challenge of effective policy implementation in Nigerian urban water utilities. *Water Supply* 18, 1696–1705. doi:10.2166/ws.2017.231
- Jacobs, B. D. (2001). "Community sociology," in *International encyclopedia of the social & behavioral sciences* (Amsterdam: Elsevier), 2383–2387.
- Jin, X., Zhang, M., Sun, G., and Cui, L. (2022). The impact of COVID-19 on firm innovation: Evidence from Chinese listed companies. *Finance Res. Lett.* 45, 102133. doi:10.1016/j.frl.2021.102133
- Jribi, S., Ismail, H. B., Doggui, D., and Debbabi, H. (2020). COVID-19 virus outbreak lockdown: What impacts on household food wastage? *Environ. Dev. Sustain.* 22, 3939–3955.
- Kim, K. (2021). Impacts of COVID-19 on transportation: Summary and synthesis of interdisciplinary research. *Transp. Res. Interdiscip. Perspect.* 9, 100305. doi:10.1016/j.trip.2021.100305
- Koshebayeva, G. K., and Alpysbayeva, N. A. (2015). Innovation provision of Kazakhstan industries competitive development. *Asian Soc. Sci.* 11, 5. doi:10.5539/ass.v11n5p150
- KPMG Digital Delta (2020). Innovation trends 2020. Sydney: KPMG digital Delta, p. 23. Larsen, Russell D. 1985. Box-and-Whisker plots. *J. Chem. Educ.* 62, 302. doi:10.1021/ed062p302
- Kranina, E. I. (2021). China on the way to achieving carbon neutrality. *Financial J.* 13 (5), 51–61. doi:10.31107/2075-1990-2021-5-51-61
- Liu, Y., Deng, Y. Y., Zhang, Q. i., and Liu, H. (2021). Overview of recent developments of resource recovery from wastewater via electrochemistry-based technologies. *Sci. Total Environ.* 757, 143901. doi:10.1016/j.scitotenv.2020.143901
- Maldonado Mariscal, K. (2020). Social change in Brazil through innovations and social movements. *J. Dev. Soc.* 36, 415–438. doi:10.1177/0169796x20963332
- Meiramkulova, K., Zorpas, A. A., Orynbekov, D., Zhmagulov, M., Saspugayeva, G., Kydyrbekova, A., et al. (2020a). The effect of scale on the performance of an integrated poultry slaughterhouse wastewater treatment process. *Sustainability* 12, 4679. doi:10.3390/su12114679
- Meiramkulova, K., Jakupova, Z., Orynbekov, D., Tashenov, E., Kydyrbekova, A., Mkilima, T., et al. (2020b). Evaluation of electrochemical methods for poultry slaughterhouse wastewater treatment. *Sustainability* 12, 5110. doi:10.3390/su12125110



Metcalf, C. (2001). *Biostatistics: A foundation for analysis in climate change in the health sciences*, 7th edn. Wayne W Daniel, Wiley 1999. Statistics in Medicine 20, 324–326.

Mkilima, T., Meiramkulova, K., Nurbala, U., Zandybay, A., Khusainov, M., Nurmukhanbetova, N., et al. (2021). Investigating the influence of column depth on the treatment of textile wastewater using natural zeolite. *Molecules* 26, 7030. doi:10.3390/molecules26227030

Mkilima, T. (2022). Treatment of livestock slaughterhouse wastewater by the electrochemical method using stainless steel and copper electrodes. *Environmental Quality Management*. doi:10.1002/tqem.21858

Moiseev, N., Mikhaylov, A., Varyash, I., and Saqib, A. (2020). Investigating the relation of GDP per capita and corruption index. *Entrepreneursh. Sustain. Issues* 8 (1), 780–794. doi:10.9770/jesi.2020.8.1(52)

Moreno-Guerrero, A., José, A., Rodríguez, J. M. R., Belmonte López-, J., and Alonso-García, S. (2020). Flipped learning approach as educational innovation in water literacy. *Water* 12, 574. doi:10.3390/w12020574

Mutalimov, V., Kovaleva, I., Mikhaylov, A., and Stepanova, D. (2021). Assessing regional growth of small business in Russia. *Entrepreneurial Bus. Econ. Rev.* 9 (3), 119–133. doi:10.15678/EBER.2021.090308

Mvulirwenande, S., and Wehn, U. (2020a). Dynamics of water innovation in african cities: Insights from Kenya, Ghana and Mozambique. *Environ. Sci. Policy* 114, 96–108. doi:10.1016/j.envsci.2020.07.024

Mvulirwenande, S., and Wehn, U. (2020b). Fostering water innovation in africa through virtual incubation: Insights from the Dutch VIA water programme. *Environ. Sci. Policy* 114, 119–127. doi:10.1016/j.envsci.2020.07.025

NyampunduMwegoha, K., William, J. S., Millanzi, W. C., and Millanzi, W. C. (2020). Sustainable solid waste management measures in Tanzania: An exploratory

descriptive case study among vendors at majengo market in dodoma city. *BMC Public Health* 20, 1075. doi:10.1186/s12889-020-08670-0

Nyiwul, L. (2021). Innovation and adaptation to climate change: Evidence from the water sector in africa. *J. Clean. Prod.* 298, 126859. doi:10.1016/j.jclepro.2021.126859

O'Callaghan, P., Manjoosha Adapa, L., and Buisman, C. (2020). How can innovation theories Be applied to water technology innovation? *J. Clean. Prod.* 276, 122910. doi:10.1016/j.jclepro.2020.122910

Oztemel, E., and Gursev, S. (2020). Literature review of Industry 4.0 and related technologies. *J. Intell. Manuf.* 31, 127–182. doi:10.1007/s10845-018-1433-8

Palinkas, L. A., Mendon, S. J., and Hamilton, A. B. (2019). Innovations in mixed methods evaluations. *Annu. Rev. Public Health* 40, 423–442. doi:10.1146/annurev-publhealth-040218-044215

Patrucco, A. S., Trabucchi, D., Frattini, F., and Lynch, J. (2021). The impact of COVID-19 on innovation policies promoting open innovation. *R. D. Manag.* 52, 273–293. doi:10.1111/radm.12495

Peak, R. S., Burkhart, R. M., Friedenthal, S. A., Wilson, M. W., Bajaj, M., and Kim, I. (2007). 9.3.2 simulation-based design using SysML Part 1: A parametrics primer. *INCOSE Int. Symp.* 17, 1516–1535. doi:10.1002/j.2334-5837.2007.tb02964.x

Sun, H., Edziah, B. K., Kporsu, A. K., Sarkodie, S. A., and Taghizadeh-Hesary, F. (2021). Energy efficiency: The role of technological innovation and knowledge spillover. *Technol. Forecast. Soc. Change* 167, 120659. doi:10.1016/j.techfore.2021.120659

Varyash, I., Mikhaylov, A., Moiseev, N., and Aleshin, K. (2020). Triple bottom line and corporate social responsibility performance indicators for Russian companies. *Entrepreneursh. Sustain. Issues* 8 (1), 313–329. doi:10.9770/jesi.2020.8.1

Yadykin, V., Barykin, S., Badenko, V., Bolshakov, N., de la Poza, E., and Fedotov, A. (2021). Global challenges of digital transformation of markets: Collaboration and digital assets. *Sustainability* 13, 10619. doi:10.3390/su131910619

RETRACTED